

## NON-ISOLATED DC/DC CONVERTERS

3.0 Vdc - 3.6 Vdc Input      5.0 Vdc/3 A Output


**bel**  
POWER PRODUCTS

xRAH-03C500

RoHS Compliant

Rev.A

- Non-Isolated
- High Efficiency
- Fixed Frequency (530 kHz)
- Low Profile Package
- Allows Burst Mode Operation at Low Load Currents
- Trim Function (Option)
- UL60950-1 Recognized (UL/cUL)



### Description

The Bel xRAH-03C500 is a part of the low cost non-isolated dc/dc converter series. The modules use a SMD or SIP package for ease of layout and space savings. The output is closely regulated and the efficiency is typically 90% at full load.

### Part Selection

Output Voltage	Input Voltage	Max. Output Current	Max. Output Power	Typical Efficiency	Part Number Surface Mount	Part Number Vertical Mount
5.0 Vdc	3.0 Vdc - 3.6 Vdc	3 A	15 W	90%	SRAH-03C500	VRAH-03C500

- Notes:** 1. Add "0" suffix at the end of the model number to indicate "Tube Packaging", and "R" for "Reel Packaging", and "G" for "Tray Packaging".  
2. All part numbers above indicate RoHS 6. Change the second letter "R" to "7" for RoHS 5 part numbers.

### Absolute Maximum Ratings

Parameter	Min	Typ	Max	Notes
Input Voltage (continuous)	2.8 V	-	4.0 V	
Ambient Temperature	0 °C	-	70 °C	
Storage Temperature	-40 °C	-	125 °C	

### Input Specifications

Parameter	Min	Typ	Max	Notes
Input Voltage	3.0 V	-	3.6 V	
Input Current	-	-	6.3 A	
Input Reflected Ripple Current (rms)	-	30 mA	60 mA	With simulated source impedance of 500 nH, 5 Hz to 20 MHz; Use one 270 uF/16 V capacitor with ESR = 0.018 ohm max. at 100KHz at 25 °C.
Input Reflected Ripple Current (pk-pk)	-	100 mA	150 mA	
I <sup>2</sup> t Inrush Current Transient	-	0.02 A <sup>2</sup> s	0.05 A <sup>2</sup> s	
Turn-on Voltage Threshold	-	2.8 V	2.9 V	

**Note:** All specifications are typical at nominal input, full load at 25 °C unless otherwise stated.

## NON-ISOLATED DC/DC CONVERTERS

3.0 Vdc - 3.6 Vdc Input      5.0 Vdc/3 A Output



### Output Specifications

Parameter	Min	Typ	Max	Notes
Output Voltage Set Point	4.875 V	5.0 V	5.125 V	Vin=3.3 V, Iout=full load
Load Regulation	-	25 mV	50 mV	
Line Regulation	-	20 mV	40 mV	
Regulation Over Temperature (0 °C to 70 °C)	-	20 mV	30 mV	
Output Current	0 A	-	3 A	
Ripple and Noise <sup>1</sup> (rms)	-	15 mV	25 mV	
Ripple and Noise <sup>1</sup> (pk-pk)	-	-	-	I <sub>o</sub> = 0 A
Burst Mode <sup>2</sup>	-	100 mV	-	I <sub>o</sub> = 3 A
Fixed Frequency	-	70 mV	100 mV	
Rise Time	-	30 mS	50 mS	
Overshoot at Turn on	-	0%	5%	
Output Capacitance	0 uF	-	1500 uF	
<b>Transient Response</b>				
50% ~ 100% Max Load	Vo=5 V	-	100 mV	di/dt = 0.5 A/uS; Vin = 3.3 V; Ta = 25 °C without external capacitor
Settling Time		-	50 uS	
100% ~ 50% Max Load		-	100 mV	
Settling Time		-	50 uS	

**Notes:** All specifications are typical at nominal input, full load at 25 °C unless otherwise stated.

1. Test condition of the output ripple and noise: 0-20 MHz BW.

2. Recommend a 220 uF capacitor at output if the module operates at burst mode (light load).

### General Specifications

Parameter	Min	Typ	Max	Notes
Efficiency Vo=5.0 V	87%	90%	-	
Switching Frequency	460 kHz	530 kHz	630 kHz	
Output Trim Range	90% Vo	-	110% Vo	
MTBF	8,100,000 hours			Calculated Per Bell Core SR-332 (Vin=3.3 V; Vo=5 V; I <sub>o</sub> = 2.4 A; Ta = 25 °C)
Dimensions (surface mount)				
Inches (L × W × H)	0.78 x 0.7 x 0.32			
Millimeters (L × W × H)	19.81 x 17.78 x 8.13			
Dimensions (vertical)				
Inches (L × W × H)	0.7 x 0.308 x 0.65			
Millimeters (L × W × H)	17.78 x 7.82 x 16.51			
Weight	-	5.2 g	-	

**Note:** All specifications are typical at nominal input, full load at 25 °C unless otherwise stated.

## NON-ISOLATED DC/DC CONVERTERS

3.0 Vdc - 3.6 Vdc Input      5.0 Vdc/3 A Output

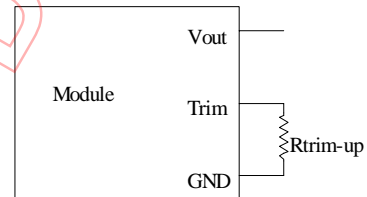
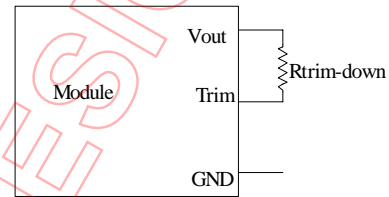


### Output Trim Equations

Equations for calculating the trim resistor (in kΩ) given the desired adjusted voltage ( $V_{adj}$ ) and the nominal output voltage of the converter ( $V_{nom}$ ) are shown below. The Trim Down resistor should be connected between the Trim pin and  $V_{out}$ . The Trim Up resistor should be connected between the Trim pin and Ground. Only one of the resistors should be used for any given application.

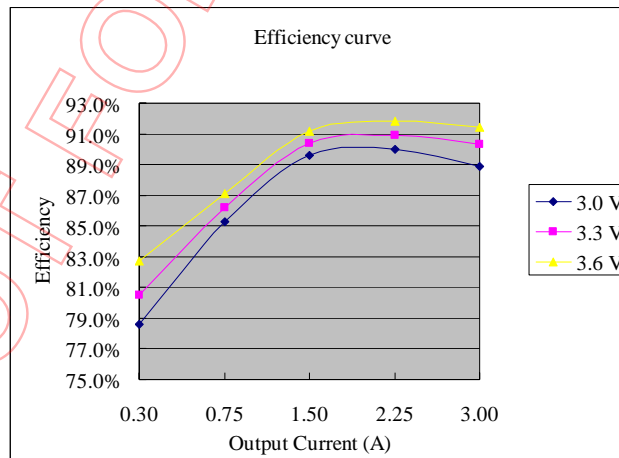
$$R_{trim-down} = \left( \frac{12.033}{V_o - V_{adj}} - 7.8 \right)$$

$$R_{trim-up} = \left( \frac{3.808}{V_{adj} - V_o} - 4.64 \right)$$



**Note:** Output voltage  $V_o=5.0128$  V when  $R_{trim}$  is open.

### Efficiency Data

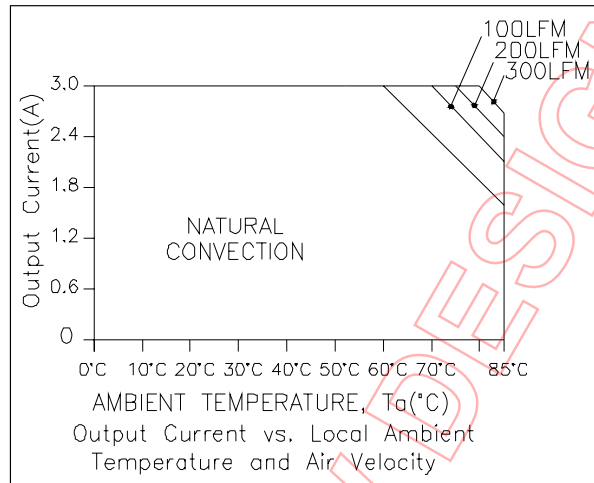


# NON-ISOLATED DC/DC CONVERTERS

3.0 Vdc - 3.6 Vdc Input      5.0 Vdc/3 A Output

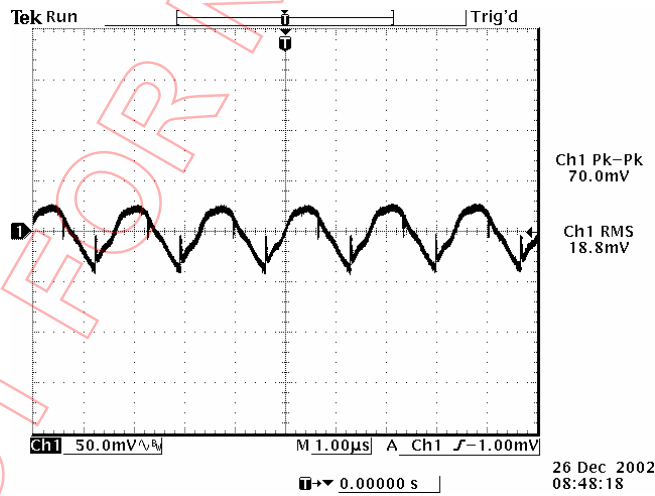


## Thermal Derating Curve



xRAH-03C500

## Ripple and Noise Waveform

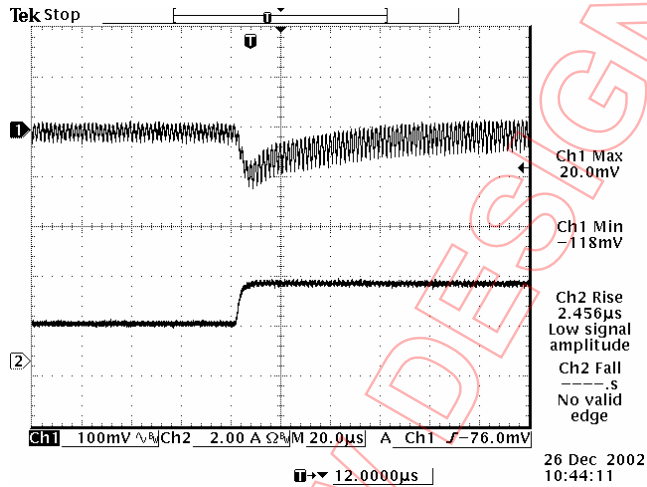


**Note:** Ripple and noise at full load, 3.3 Vdc input, 5 Vdc output and  $T_a=25$  deg C.

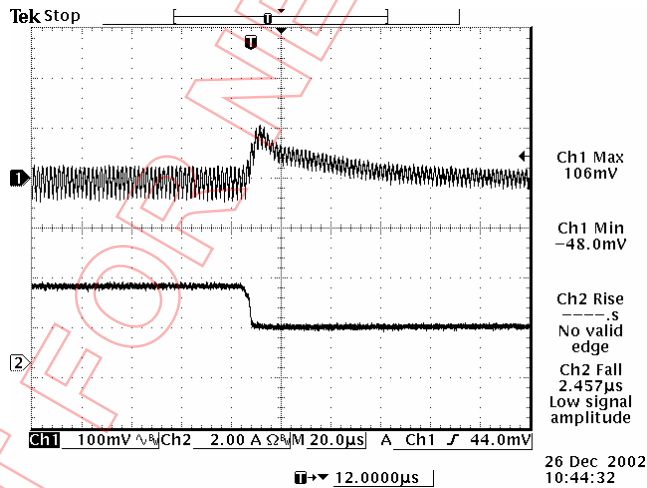
**NON-ISOLATED DC/DC CONVERTERS**  
 3.0 Vdc - 3.6 Vdc Input      5.0 Vdc/3 A Output



**Transient Response Waveforms**



Transients 50% to 100% load, 3.3 Vdc Input ,5 Vdc Output,



Transients 100% to 50% load, 3.3 Vdc Input, 5 Vdc Output

**Note:** Transient response at  $di/dt=0.5 \text{ A}/\mu\text{s}$ , without external load capacitor,  $T_a=25 \text{ deg C}$ .

# NON-ISOLATED DC/DC CONVERTERS

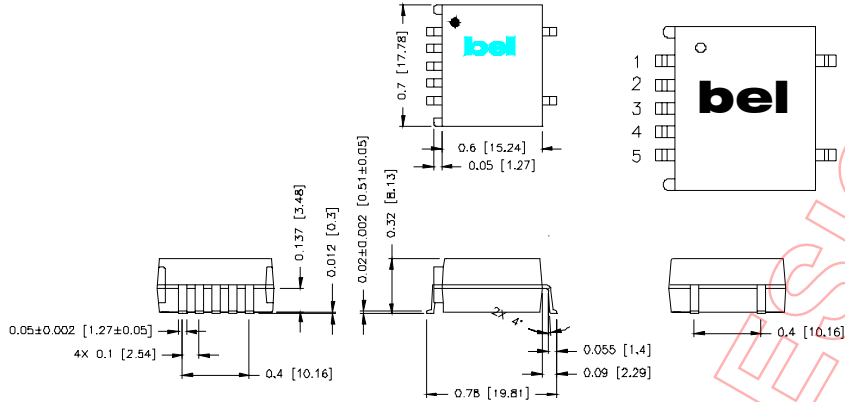
3.0 Vdc - 3.6 Vdc Input

5.0 Vdc/3 A Output



## Mechanical Outline

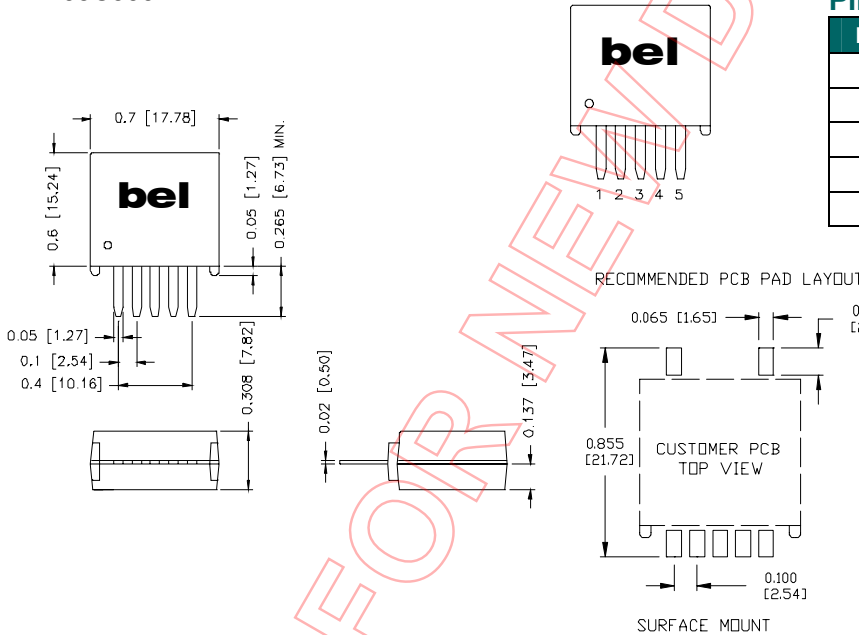
### SRAH-03C500



## Pin Connections

Pin	Function
1	N/A
2	Vin
3	Ground
4	Vout
5	Trim (option)
6	N/A
7	N/A

### VRAH-03C500



## Pin Connections

Pin	Function
1	N/A
2	Vin
3	Ground
4	Vout
5	Trim (option)

## RoHS Compliance

Complies with the European Directive 2002/95/EC, calling for the elimination of lead and other hazardous substances from electronic products. These parts are not however compatible with the higher temperatures associated with lead free solder processes and must be soldered using a reflow profile with a peak temperature of no more than 240 °C.



©2007 Bel Fuse Inc. Specifications subject to change without notice. 010907

### CORPORATE

Bel Fuse Inc.  
206 Van Vorst Street  
Jersey City, NJ 07302  
Tel 201-432-0463  
Fax 201-432-9542  
[www.belfuse.com](http://www.belfuse.com)

### FAR EAST

Bel Fuse Ltd.  
8F/ 8 Luk Hop Street  
San Po Kong  
Kowloon, Hong Kong  
Tel 852-2328-5515  
Fax 852-2352-3706  
[www.belfuse.com](http://www.belfuse.com)

### EUROPE

Bel Fuse Europe Ltd.  
Preston Technology Management Centre  
Marsh Lane, Suite G7, Preston  
Lancashire, PR1 8UD, U.K.  
Tel 44-1772-556601  
Fax 44-1772-888366  
[www.belfuse.com](http://www.belfuse.com)