

Features

- Industry standard SMT package
- Output voltage programmable from 0.75 V_{dc} to 3.6 V_{dc} via external resistor
- 10 A output current
- Up to 95 % efficiency
- Small size, low profile
- Cost-efficient
- Low output ripple and noise
- High reliability
- Remote on/off
- Output overcurrent protection (non-latching)
- Optional sequencing function

MX(T)10A-3-5SA SMT Non-Isolated Power Module

Description

Bourns® MX(T)10A-3-5SA is a non-isolated DC-DC converter offering designers a cost and space-efficient solution with standard features such as remote on/off, precisely regulated programmable output voltage and overcurrent protection and optional output voltage sequencing.

Specifications

Parameter	Min.	Nom.	Max.	Units	Notes
INPUT					
Voltage	2.4		5.5	V _{dc}	
Current			10.0	A _{dc}	
Remote: ON/OFF					
Low or Open =	Standard On	-P option Off	0.4	V _{dc}	10 µA max.
High =	Off	On	V _{in}	V _{dc}	1 mA max.
OUTPUT					
Voltage Adjustment Range	0.75		3.63	V _{dc}	
Current	0.0		10.0	A _{dc}	
Voltage Setpoint Accuracy	-2.0		2.0	% V _{o, set}	
Line Regulation		0.3		% V _{o, set}	
Load Regulation		0.4		% V _{o, set}	
Temperature Regulation		0.4		% V _{o, set}	
Ripple (pk-pk) (20 MHz Bandwidth)		25	50	mVpk-pk	1 µF ceramic//10 µF tantalum capacitors
Ripple (rms)		8	15	mVrms	1 µF ceramic//10 µF tantalum capacitors
Dynamic Load Response:					
50 % to 100 % Load or 100 % to 50 % Load; (ΔI/Δt = 2.5 A/µs; 25 °C)		200		mV	1 µF ceramic//10 µF tantalum capacitors
		25		µs	
50 % to 100 % Load or 100 % to 50 % Load; (ΔI/Δt = 2.5 A/µs; 25 °C)		100		mV	2 x 150 µF polymer capacitors
		100		µs	
GENERAL					
MTBF		13,675		kHrs	
Operating Temperature	-40		+85	°C	
Storage Temperature	-55		+125	°C	
Switching Frequency		300		kHz	
Efficiency (V _{in} = 5 V _{dc} , T _A = 25 °C, Full Load)		82.5		%	V _{o, set} = 0.75 V _{dc}
		88.0		%	V _{o, set} = 1.2 V _{dc}
		89.5		%	V _{o, set} = 1.5 V _{dc}
		91.0		%	V _{o, set} = 1.8 V _{dc}
		93.0		%	V _{o, set} = 2.5 V _{dc}
		95.0		%	V _{o, set} = 3.3 V _{dc}

Applications

- Intermediate Bus architecture
- Distributed power applications
- Workstations and servers
- Telecom equipment
- Enterprise networks including LANs/WANs
- Latest generation ICs (DSP, FPGA, ASIC) and microprocessor powered applications

*RoHS Directive 2002/95/EC Jan 27 2003 including Annex.
Specifications are subject to change without notice.
Customers should verify device performance in their specific applications.

Output Voltage Programming

Via external trim resistor between Trim and GND:

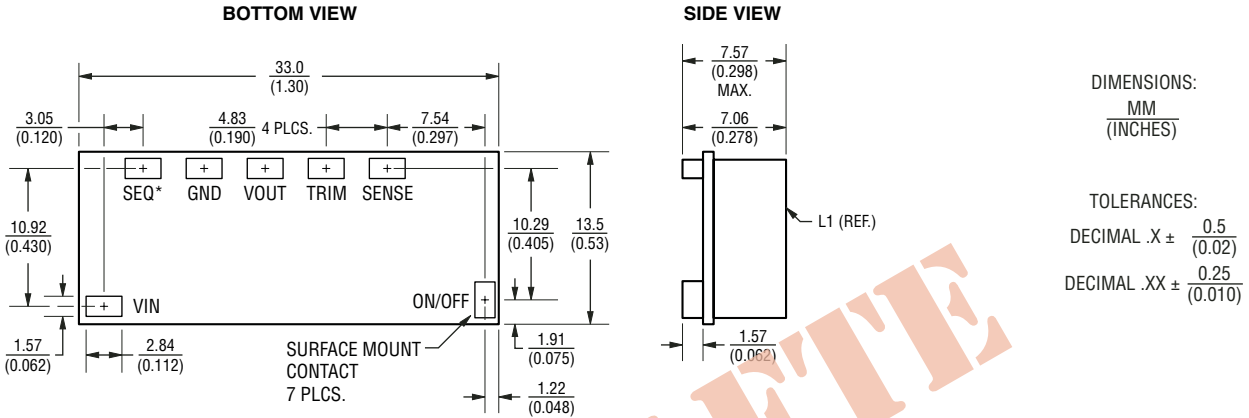
$$R_{trim} = \left[\frac{21.07}{V_o - 0.7525} - 5.11 \right] \text{ k}\Omega$$

Via application of external voltage between Trim and GND:

$$V_{trim} = (0.7 - 0.1698 \times \{V_o - 0.7525\})$$

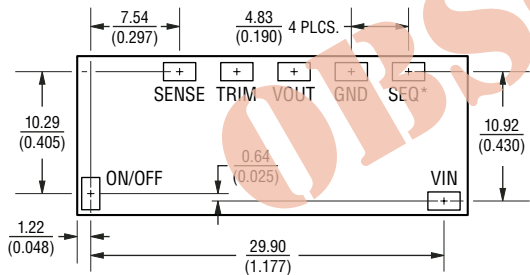
MX(T)10A-3-5SA SMT Non-Isolated Power Module BOURNS®

Product Dimensions



*Pin Stuffed with MXT10A option only, absent with MX10A standard

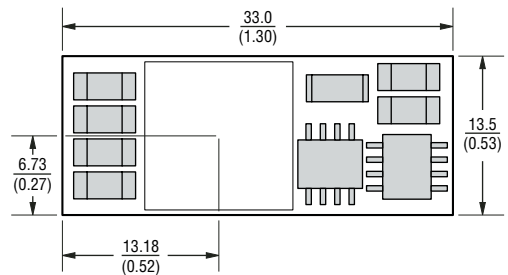
Recommended Pad Layout



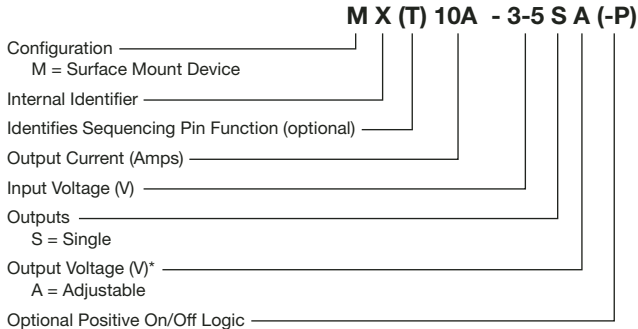
RECOMMENDED PAD SIZE: $\frac{3.56}{(0.140)} \times \frac{2.41}{(0.095)}$ MIN.
 $\frac{4.19}{(0.165)} \times \frac{2.79}{(0.110)}$ MAX.

*Pad required with MXT10A option only, not required with MX10A standard

Pick and Place Location



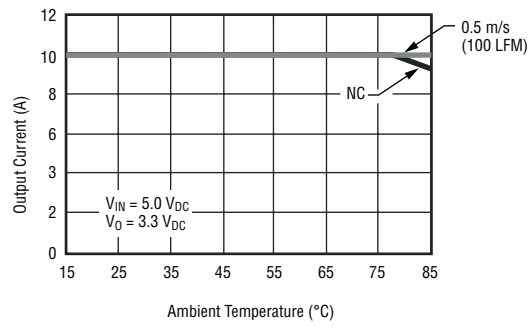
How to Order



*Fixed output voltage parts and optional features available; contact factory.

REV. D 01/07
 Specifications are subject to change without notice.
 Customers should verify device performance in their specific applications.

Derating Output Current vs. Local Ambient Temp & Airflow



Reliable Electronic Solutions

Asia-Pacific: Tel: +886-2 2562-4117 • Fax: +886-2 2562-4116
Europe: Tel: +41-41 768 5555 • Fax: +41-41 768 5510
The Americas: Tel: +1-951 781-5500 • Fax: +1-951 781-5700
www.bourns.com