


# 60 Watts

## APC18 (18 Amps)

Total Power: 60 Watts  
 Input Voltages: 3.0V to 5.5V  
 No. of Outputs: Single



### Special Features

- Point of load (POL) applications
- High Current slew rate at 2.5A/us<sup>1</sup>
- Open frame SMT
- High efficiency, 3.3V @ 95% (Typ)
- Adjustable Output through external resistor programming
- -40°C to +85°C Ambient operating temperature
- UVLO protection
- Positive Enable function
- Low output ripple and noise
- Regulation to zero load

### Environmental

Operating temperature  
 -40°C to +85°C  
 Storage temperature: -40°C to +125°C  
 MTBF: >1 million hours

### Safety

UL, cUL 609500 Recognized (Pending)  
 TUV EN60950 Licensed (Pending)

### Electrical Specs

#### Input

Input range 3.0V to 5.5V  
 Efficiency 3.3V @ 95% (Typ)

#### Control

Enable TTL compatible  
 (positive enable)

#### Output

Regulation  
 (Line, Load, Temp) <3%  
 Load Current 18A max  
 Ripple and noise<sup>1</sup> 50mV  
 Output Adjust Range 0.75V - 3.6V  
 Current Slew Rate up to 2.5A/μS  
 Transient Response<sup>1</sup> 150mV typical deviation (3.3V<sub>o</sub>)  
 for 50% to 100% step load  
 200 μS recovery  
 Remote Sense 10% of V<sub>o</sub>  
 Turn On Input Voltage 3.0V (Typical)  
 UVLO Hysteresis 300mV (Typical)  
 OCP/OTP Hiccup - auto recovery  
 Isolation Non-Isolated module

Specifications subject to change without notice.

AMERICAS

5810 Van Allen Way  
 Carlsbad, CA 92008  
 Telephone: 760-930-4600  
 Facsimile: 760-930-0698

EUROPE

Astec House, Waterfront Business Park  
 Merry Hill, Dudley  
 West Midlands, DY5 1LX, UK  
 Telephone: 44 (1384) 842-211  
 Facsimile: 44 (1384) 843-355

ASIA

Units 2111-2116, Level 21  
 Tower 1, Metroplaza  
 223, Hing Fong Road  
 Fwai Fong, New Territories  
 Hong Kong  
 Telephone: 852-2437-9662  
 Facsimile: 852-2402-4426



## Ordering Information

Input Voltage	Output Voltage	Output Current	Efficiency Full Load (Typ)	Model Number
3.0V - 5.5V	0.75 to 3.6V	18A	95%	APC18T04-9(J)

Note:

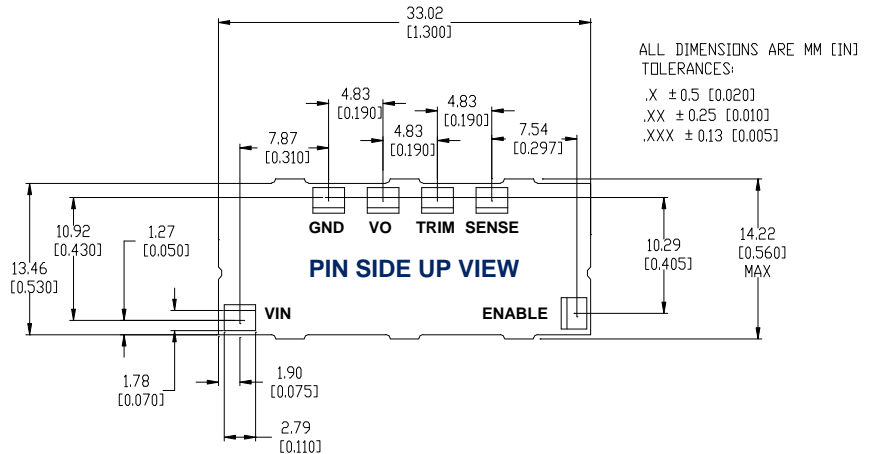
- 18A max output current with total output power limited to 60W - minimal output derating required
- Typical Efficiency for 3.3V output; full load; nominal input voltage; 200LFM at T<sub>A</sub>=25 °C
- Suffix "J" designates tray packaging, non "J" is T&R

## Pin Assignment

Notes:

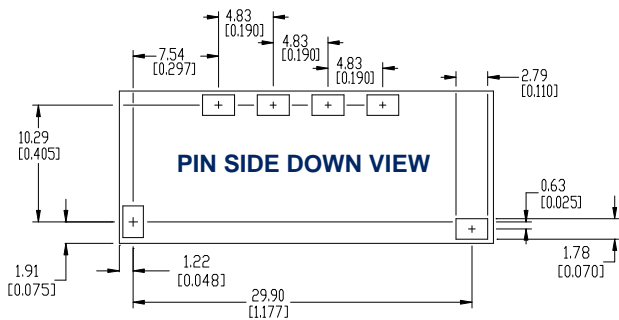
- 200uF and 2x 150uF input and output capacitance required.
- All specifications are typical at nominal line, full load and 25°C ambient temperature unless otherwise noted.
- All specifications subject to change without notice. Mechanical drawings are for reference only
- Technical Reference Notes should be consulted for detailed information
- Warranty: 1yr

### Mechanical Dimensions



### Recommended PAD Layout

PAD Size  
 MIN: 1.6 x 2.8 mm [0.065 x 0.110 inches]  
 REC: 1.8 x 2.8 mm [0.070 x 0.110 inches]  
 MAX: 2.0 x 3.0 mm [0.080 x 0.130 inches]



\* Astec reserves the right to make changes to the information contained herein without notice and assumes no liability as a result of its use or application. (REV A: SEPTEMBER 1, 2004)