

SMD 5MM SQUARE / SINGLE-TURN CERMET / INDUSTRIAL / SEALED

- Available in 3 and 4 pad SMD design or thru-hole
- Auto adjust rotor design, packaged in 12mm embossed tape, compatible with automatic placement equipment
- Superior lead frame construction
- Recommended for reflow solder processing

Model 3335 Trimming Potentiometer

OBSOLETE

Electrical Characteristics

Standard Resistance Range
 10 to 500,000 ohms
 (see standard resistance table)

Resistance Tolerance $\pm 10\%$ std.
 (closer tolerance available)

Absolute Minimum Resistance
 1% or 2 ohms max.
 (whichever is greater)

Contact Resistance Variation
 3.0% or 3 ohms
 (whichever is greater)

Adjustability
 Voltage $\pm 0.05\%$
 Resistance $\pm 0.15\%$
 Resolution Infinite
 Insulation Resistance 500 vdc.
 1,000 megohms min.

Dielectric Strength
 Sea Level 600 vac
 80,000 feet 250 vac
 Adjustment Travel 240° nom.

Environmental Characteristics

Maximum Exposure (Temp/Time)
 $+215^\circ\text{C}/3$ min.

Power Rating (100 Volts Max.)
 85°C 0.2 watt
 150°C 0 watt

Temperature Range
 -55°C to $+150^\circ\text{C}$

Temperature Coefficient
 $\pm 100\text{ppm}/^\circ\text{C}$ max.

Seal Test 85°C Fluorinert*

Humidity MIL-STD-202
 Method 103 (96 hours)
 (3% ΔTR , 10 megohms min.)

Vibration 30G (1% ΔTR , 1% ΔVR)

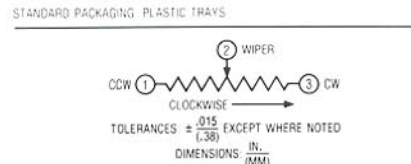
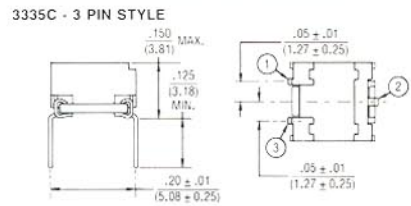
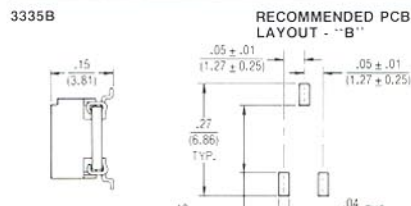
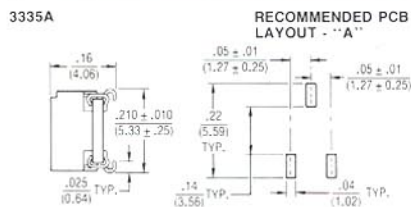
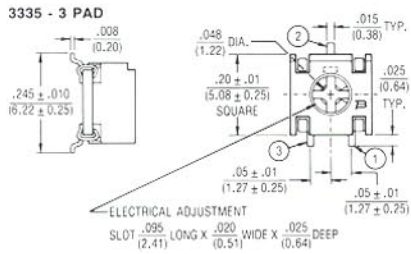
Shock 100G (1% ΔTR , 1% ΔVR)

Lead Life
 1,000 hours 0.2 watt @ 85°C
 (3% ΔTR , 3% CRV)

Mechanical Life 200 cycles
 (4% ΔTR , 3% CRV)

Physical Characteristics

Mechanical Angle 270° nom.
Torque 3.0 oz-in. max.
Stop Strength 4.0 oz-in. min.
Terminals Solderable pins
Weight 0.02 oz.
Marking Manufacturer's
 trademark, resistance code,
 (model number, style, resistance
 code and date code on packaging)
Packaging 500 pieces/7" reel



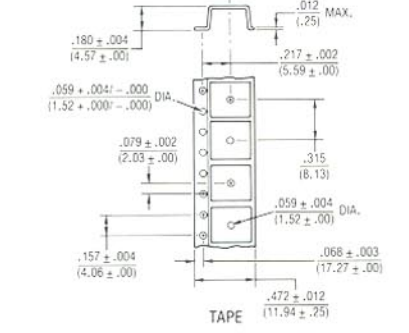
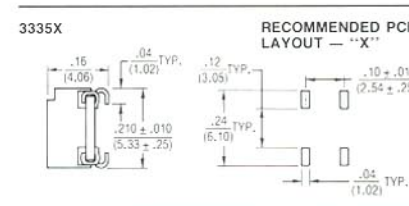
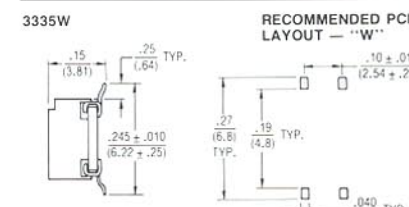
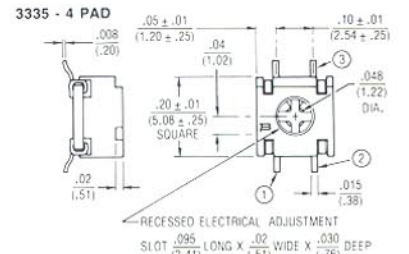
HOW TO ORDER

3335 W - 1 - 103 E

Model _____
 Style _____
 Standard Product _____
 Resistance Code _____

• First 2 significant digits of value
 • Third digit represents number of zeros

Embossed Tape Designator _____
 ("C" model available only in plastic trays)



Reel dimensions same as 3304, see page 4.

STANDARD RESISTANCE TABLE

Resistance		Resistance	
(Ohms)	Code	(Ohms)	Code
10	100	10,000	103
20	200	20,000	203
50	500	25,000	253
100	101	50,000	503
200	201	100,000	104
500	501	200,000	204
1,000	102	250,000	254
2,000	202	500,000	504
5,000	502		

Special resistances available from 10 to 500,000 ohms.

Specifications are subject to change without notice.
 *Fluorinert is a registered trademark of 3M Company.