

## Features

- Multiturn / Cermet / Industrial / Sealed
- Space saver: 0.100" x 0.150" x 0.500"
- ±100 ppm/°C temperature coefficient over entire temperature and resistance ranges
- Available with or without standoffs
- For trimmer applications/processing guidelines, [click here](#)

Model 3082 is currently available, although not recommended for new designs.

## 3082 - 1/2" Rectangular Trimpot® Trimming Potentiometer

### Electrical Characteristics

Standard Resistance Range ..... 10 to 2 megohms  
 (see standard resistance table)  
 Resistance Tolerance ..... ±10 % std.  
 Absolute Minimum Resistance ..... 1.0 % or 2 ohms max.  
 (whichever is greater)  
 Contact Resistance Variation ..... 3.0 % or 3 ohms max.  
 (whichever is greater)  
 Continuity ..... Maintained for full mechanical range  
 Adjustability  
 Voltage ..... ±0.05 %  
 Resistance ..... ±0.10 %  
 Insulation Resistance ..... 500 vdc  
 1000 megohms min.  
 Adjustment Angle ..... 10 turns nom.

### Environmental Characteristics

Power Rating (400 volts max.)  
 85 °C ..... 0.3 watt  
 Temperature Range ..... -65 °C to +150 °C  
 Temperature Coefficient ..... ±100 ppm/°C  
 Humidity ..... MIL-STD-202 Method 106  
 100 megohms min. insulation resistance after removal from chamber  
 Vibration ..... 30 G (exceeds MIL-R-22097)  
 Contact Bounce ..... 0.1 millisecond max.  
 Wiper Shift, Max. .... 1.0 % voltage ratio  
 Shock ..... 100 G (exceeds MIL-R-22097)  
 Contact Bounce ..... 0.1 millisecond max.  
 Wiper Shift, Max. .... 1.0 % voltage ratio  
 Load Life ... 1,000 hours, 0.3 watt @ 25 °C  
 Resistance Shift, Max. .... ±2.0 %  
 Mechanical Life ..... 200 cycles without discontinuity  
 Dielectric Strength ..... MIL-R-22097  
 Room Conditions ..... 900 volts AC  
 80,000 feet ..... 400 volts AC

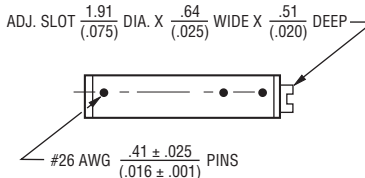
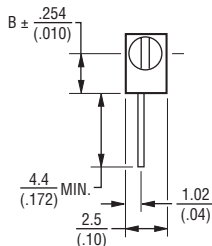
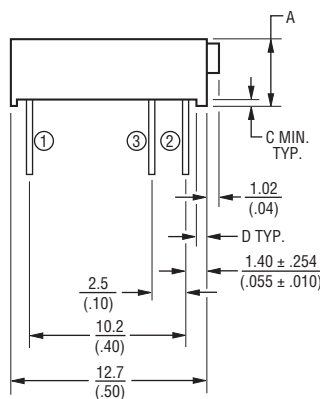
### Physical Characteristics

Immersion Leak Test ..... No leaks  
 Torque ..... 2.0 oz-in. max.  
 Mechanical Adjustments ..... 12 turns nom.  
 Mechanical Stops ..... Wiper idles  
 Terminals ..... Solderable pins  
 Weight ..... 0.009 oz.  
 Marking ..... Manufacturer's trademark, resistance code, terminal numbers, date code and manufacturer's model number  
 Standard Packaging ..... 25 pcs. per tube

REV. 08/10

\*RoHS Directive 2002/95/EC Jan 27 2003 including Annex.  
 "Trimpot" is a registered trademark of Bourns, Inc.  
 Specifications are subject to change without notice.  
 Customers should verify actual device performance in their specific applications.

### Product Dimensions



Dimension	3082P-1 (Without Standoffs)	3082P-45 (With Standoffs)
A	$\frac{3.8}{(0.15)}$	$\frac{4.3}{(0.17)}$
B	$\frac{2.7}{(0.108)}$	$\frac{3.3}{(0.130)}$
C	None	$\frac{.381}{(0.015)}$
D	None	$\frac{.51}{(0.020)}$

DIMENSIONS:  $\frac{\text{MM}}{(\text{INCHES})}$

TOLERANCES: .XX  $\frac{±.25}{±.010}$  .XXX  $\frac{±.127}{±.005}$   
 EXCEPT WHERE NOTED

### Standard Resistance Table

Resistance (Ohms)	Resistance Code
10	100
20	200
50	500
100	101
200	201
500	501
1,000	102
2,000	202
5,000	502
10,000	103
20,000	203
50,000	503
100,000	104
200,000	204
500,000	504
750,000	754
1,000,000	105
2,000,000	205

### How To Order

**3082 P - 1 - 103 LF**

Model \_\_\_\_\_  
 Style \_\_\_\_\_  
 Standard or Modified \_\_\_\_\_  
 Product Indicator \_\_\_\_\_  
 -1 = Standard Product  
 -45 = With Standoffs  
 Resistance Code \_\_\_\_\_  
 Terminations \_\_\_\_\_  
 LF = 100 % Tin-plated (RoHS compliant)  
 Blank = 90 % Tin / 10 % Lead-plated (Standard)  
 Consult factory for other available options.

