

Features

- 3/8" Square/ Multiturn / Cermet Industrial / Sealed
- Designed for operational amplifier offset voltage adjustment applications
- Reduces power supply drift errors
- Unique center tapped trimming potentiometer



Model 3296-OT1 is available but not recommended for new designs.

- Vertical and horizontal adjust types available
- **Mounting hardware available**
- RoHS compliant* version available
- For trimmer applications/processing guidelines, [click here](#)

3296-OT1 - 3/8" Square Trimpot® Trimming Potentiometer

Electrical Characteristics

Standard Resistance Range
(Pin 1 to Pin 3)

-100 ohms to 1 megohm
(see standard resistance table)
- Resistance Tolerance ±20 % std.
- Absolute Minimum Resistance
..... 2 ohms max.
- Voltage Output Variation..... +0.25 %
- Adjustability (VR) ±0.025 %
- Insulation Resistance 500 vdc.
1,000 megohms min.
- Dielectric Strength
Sea Level..... 900 vac
70,000 Feet 350 vac
- Effective Electrical Travel, Nom.
.....25 turns
- Center Tap Resistance 2 ohms max.
- Center Tap Electrical Center..... ±5 %
- Center Tap Dead Band..... 0.5 turn

Environmental Characteristics

- Power Rating
70 °C 0.5 watt
125 °C 0 watt
- Temperature Range ... -55 °C to +125 °C
- Temperature Stability (ΔVR)
..... ±0.5 % max.
- Seal Test 85 °C Fluorinert†
- Humidity MIL-STD-202 Method 103
96 hours 10 megohms min.
- Vibration, 20 G..... ±1 % ΔTR
- Shock, 100 G..... ±1 % ΔTR
- Load Life, 1,000 Hours ±3 % ΔTR
- Rotational Life, 200 cycles ±4 % ΔTR

Physical Characteristics

- Torque..... 3.0 oz-in. max.
- Mechanical Stops..... Wiper idles
- Terminals Solderable pins
- Weight 0.03 oz.
- Marking..... Manufacturer's
trademark, resistance code,
wiring diagram, date code,
manufacturer's model
number and style
- Flammability U.L. 94V-0
- Standard Packaging
..... 50 pcs. per tube/tray
- Adjustment Tool..... H-90

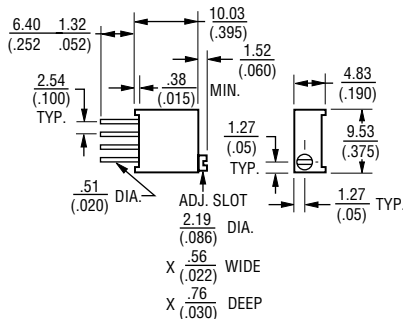
Also see [Model 3386-OT1](#).

REV. 02/11

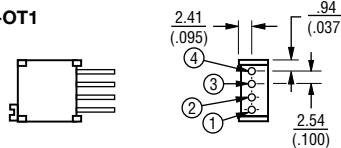
*RoHS Directive 2002/95/EC Jan 27, 2003 including Annex.
"Trimpot" is a registered trademark of Bourns, Inc.
†"Fluorinert" is a registered trademark of 3M Co.
Specifications are subject to change without notice.
Customers should verify actual device performance in their specific applications.

Product Dimensions

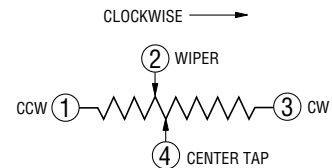
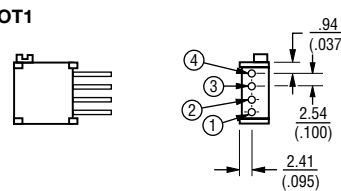
Common Dimensions



3296W-OT1



3296X-OT1



DIMENSIONS: MM (INCHES)
 TOLERANCES: ± 0.25 (0.010) EXCEPT WHERE NOTED

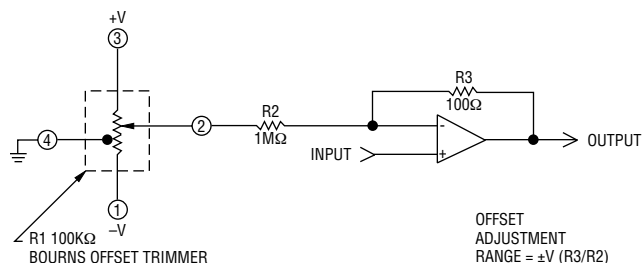
Standard Resistance Table

Resistance (Ohms)	Resistance Code
100	101
200	201
500	501
1,000	102
2,000	202
5,000	502
10,000	103
20,000	203
50,000	503
100,000	104
200,000	204
500,000	504
1,000,000	105

Popular values listed in boldface. Special resistances available.

Shaded areas typically not stocked by distributors and not recommended for new designs.

Suggested Offset Voltage Adjustment Circuit



How To Order

3296 X - OT1 - 103 LF

