

4

3

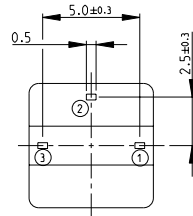
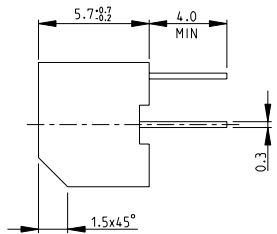
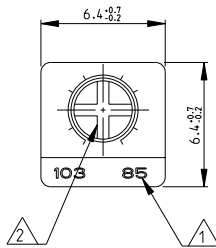
2

1

THIS DRAWING IS UNPUBLISHED. RELEASED FOR PUBLICATION 2008
 © COPYRIGHT 2008 BY TYCO ELECTRONICS CORPORATION. ALL RIGHTS RESERVED.

| LOC | | DIST | | REVISIONS | | | |
|-----|-----|-------------|--|-----------|-----|------|--|
| P | LTR | DESCRIPTION | | DATE | DWN | APVD | |
| | A | NEW RELEASE | | 14-NOV-08 | SM | ST.P | |

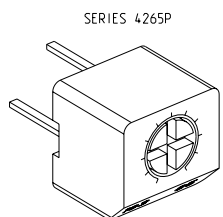
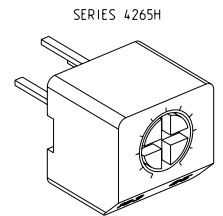
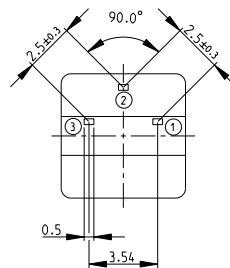
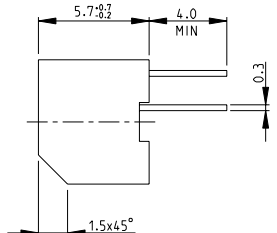
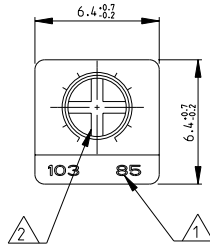
SERIES 4265P AS SHOWN



- 1 MARKINGS
- 2 ADJUSTMENT SCREW: LENGTH- 3.0mm, WIDTH- 0.6mm, DEPTH- 0.7mm
- 3 FOR FURTHER INFORMATION SEE DATA SHEET FOR 4265 SERIES-PROFESSIONAL TRIMMERS

RoHS Compliant

SERIES 4265H AS SHOWN



| | | | |
|--|---|---|--|
| <small>THIS DRAWING IS A CONTROLLED DOCUMENT FOR TYCO ELECTRONICS CORPORATION. IT IS SUBJECT TO CHANGE AND THE CONTROLLING ENGINEERING ORGANIZATION SHOULD BE CONTACTED FOR THE LATEST REVISION.</small> | | DWN 14-NOV-08 SUBHASH.M CHK 14-NOV-08 PRAKASH.S APVD 14-NOV-08 STEPHEN.P PRODUCT SPEC APPLICATION SPEC WEIGHT CUSTOMER DRAWING | 14-NOV-08 NAME Tyco Electronics Tyco Electronics Corporation Dorcan, Swindon, SN3 5HH PROFESSIONAL TRIMMERS SERIES 4265 SIZE A3 CAGE CODE 00779 DRAWING NO C-1623853 RESTRICTED TO SCALE 5:1 SHEET 1 OF 1 REV A |
| DIMENSIONS: mm | TOLERANCES UNLESS OTHERWISE SPECIFIED: 0 PLC ±0.2 1 PLC ±0.1 2 PLC ± 3 PLC ± 4 PLC ± ANGLES ±5° MATERIAL - FINISH - | | |

AMP 1470-19 REV 31MAR2000

Pro/ENGINEER DRAWING