

# NON-ISOLATED DC/DC CONVERTERS

## 3.3V Input / 1.2V – 2.5V Output / 8A

### SRDB-08C Series

### RoHS Compliant

- Nonisolated
- Compact, low profile surface mount package
- Fixed frequency
- High efficiency means less power dissipation
- Excellent thermal performance
- Optimized for cost
- Remote on/off
- Undervoltage lockout (UVLO)
- Over current and short circuit protection
- Remote sense



## Description

The Bel SRDB-08C modules are a series of non-isolated, step down DC/DC power converters that operate from a nominal 3.3V source. These converters are available in a range of output voltages from 1.2V to 2.5V. They are packaged in a compact, low profile, surface mount DIP package for ease of layout and space savings. 8A maximum output is also provided. Standard features include remote on/off, over current and short circuit protection, UVLO and output voltage adjust. These products may be used almost anywhere low voltage silicon is employed and a 3.3V source is available. Typical applications include file servers, routers, line cards and other computing and communications equipment.

## Applications

- Distributed power architectures
- Data networking equipment
- Telecommunications
- Computers and peripherals

## Part Number Selection

Output Voltage	Input Voltage	Max. Output Current	Max. Output Power	Typical Efficiency	Part Number
2.5V	3.3V	8A	20W	92%	SRDB-08C250
1.8V	3.3V	8A	14.4W	88%	SRDB-08C180
1.5V	3.3V	8A	12W	86%	SRDB-08C150
1.2V	3.3V	8A	9.6W	83%	SRDB-08C120

BP06SRDB-08C

### Absolute Maximum Ratings

Parameter	Symbol	Min	Typical	Max	Unit
Continuous Input Voltage	Vin	-0.3		4	V
Output Enable Terminal Voltage	Vouten	-0.3		4	V
Ambient Temperature	Tamb	-40		85	°C
Storage Temperature	Tstor	-55		100	°C

Note: Use beyond the maximum ratings may cause a reliability degradation of the DC/DC converter or may permanently damage the device.

### Input Specifications

Parameter	Module	Symbol	Min	Typical	Max	Units
Operating Input Voltage	All	Vin	3	3.3	3.6	V
Input Current	2.5V	Iin			7.9	A
	1.8V				6.3	
	1.5V				5.3	
	1.2V				4.4	
No Load Input Current	All			100	mA	
Remote Off Input Current				10	20	mA
Input Reflected Ripple Current <sup>1</sup>				20	40	mA <sub>rms</sub>
Input Reflected Ripple Current (P-P) <sup>1</sup>				60	100	mApk
I <sup>2</sup> t Inrush Current Transient				0.05	0.1	A <sup>2</sup> s
Turn On Voltage Threshold				2.85		V
Turn Off Voltage Threshold				2.3		V

Note: Input capacitance two 270µF/10V, ESR = 0.018 Ω max at 100kHz @ 25° C.

1. With simulated source impedance of 500nH, 5Hz to 20MHz.

# NON-ISOLATED DC/DC CONVERTERS

## 3.3V Input / 1.2V – 2.5V Output / 8A



BP06SRDB-08C

### Output Specifications

Parameter	Module	Symbol	Min	Typical	Max	Units
Output Voltage Set Point <sup>1</sup>	2.5V	Vout	2.45	2.5	2.55	V
	1.8V		1.764	1.8	1.836	
	1.5V		1.47	1.5	1.53	
	1.2V		1.176	1.2	1.224	
Load Regulation	2.5V			7.0	15	mV
	1.8V			7.0	15	
	1.5V			6.0	15	
	1.2V			6.0	15	
Line Regulation	All			2.0	5	mV
Regulation Over Temperature	2.5V			10	25	mV
	1.8V			8	20	
	1.5V			5	15	
	1.2V			4	12	
Total Output Voltage Regulation	2.5V				45	mV
	1.8V				40	
	1.5V				35	
	1.2V				32	
Output Ripple and Noise <sup>2</sup>	2.5V			55	100	mVp-p
	1.8V			40	75	
	1.5V			40	75	
	1.2V			40	75	
Output Ripple and Noise <sup>2</sup>	All			10	25	mVrms
Output Current Range	All	Iout	0		8	A
Output DC Current Limit	All	Ioutlim	10.4		20	A
Short Circuit Surge	2.5V	Ioutsurge		0.06	0.12	A <sup>2</sup> s
	1.8V			0.07	0.14	
	1.5V			0.09	0.18	
	1.2V			0.15	0.22	
Turn on Time	All	Ton		10	20	ms
Overshoot at Turn On	All			0	3	%
Output Capacitance	All	Cout	0		3200	μF

Note: All specifications are typical at nominal input, full load at 25° C unless otherwise stated.

1. Vin = 3.3V, Iout = full load, Ta = 25° C.

2. 0 - 20MHz, 1μF ceramic cap and 10μF aluminum cap on output.

BP06SRDB-08C

### Output Specifications

Parameter	Module	Symbol	Min	Typical	Max	Units
<b>Transient Response <sup>3</sup></b>						
$\Delta V$ 50% to 100% of Max Load	2.5V			110	150	mV
Settling Time		Ts		50	100	$\mu s$
$\Delta V$ 100% to 50% of Max Load				110	150	mV
Settling Time		Ts		50	100	$\mu s$
<b>Transient Response <sup>3</sup></b>						
$\Delta V$ 50% to 100% of Max Load	1.8V			90	125	mV
Settling Time		Ts		50	100	$\mu s$
$\Delta V$ 100% to 50% of Max Load				90	125	mV
Settling Time		Ts		50	100	$\mu s$
<b>Transient Response <sup>3</sup></b>						
$\Delta V$ 50% to 100% of Max Load	1.5V			90	125	mV
Settling Time		Ts		50	100	$\mu s$
$\Delta V$ 100% to 50% of Max Load				90	125	mV
Settling Time		Ts		50	100	$\mu s$
<b>Transient Response <sup>3</sup></b>						
$\Delta V$ 50% to 100% of Max Load	1.2V			90	125	mV
Settling Time		Ts		50	100	$\mu s$
$\Delta V$ 100% to 50% of Max Load				90	125	mV
Settling Time		Ts		50	100	$\mu s$

Note: All specifications are typical at nominal input, full load at 25° C unless otherwise stated.  
 3. di/dt = 0.5A/1 $\mu$ S, Ta = 25° C with a 470 $\mu$ F Tantalum cap at output.

# NON-ISOLATED DC/DC CONVERTERS

## 3.3V Input / 1.2V – 2.5V Output / 8A



BP06SRDB-08C

### General Specifications

Parameter	Module	Symbol	Min	Typical	Max	Units
Efficiency <sup>1</sup>	2.5V	$\eta$	89	92		%
	1.8V		85	88		
	1.5V		83	86		
	1.2V		80	83		
Switching Frequency	All	Fsw	250	300	340	kHz
Output Voltage Trim Range <sup>2</sup>	2.5V		80		105	%
	1.8V		90		110	
	1.5V		90		110	
	1.2V		90		110	
Remote Sense Compensation	2.5V				5	%
	1.8V				10	
	1.5V				10	
	1.2V				10	
Weight	All			10.5		g

1. Vin=3.3V, full load and Ta=25° C.

2. See graphs on pages 12-14.

### Control Specifications

Parameter	Module	Symbol	Min	Typical	Max	Units
Remote On/Off <sup>3</sup>	All	Vouten				V
Signal Low (Unit Off)	All		-0.3		0.8	V
Signal High (Unit On)	All		2.8		4	V

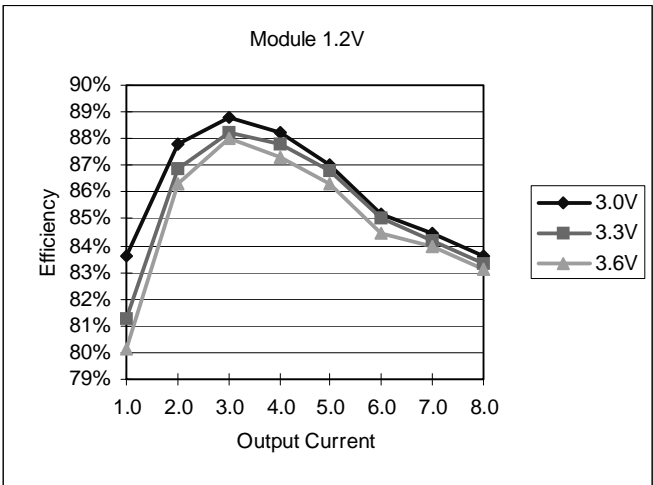
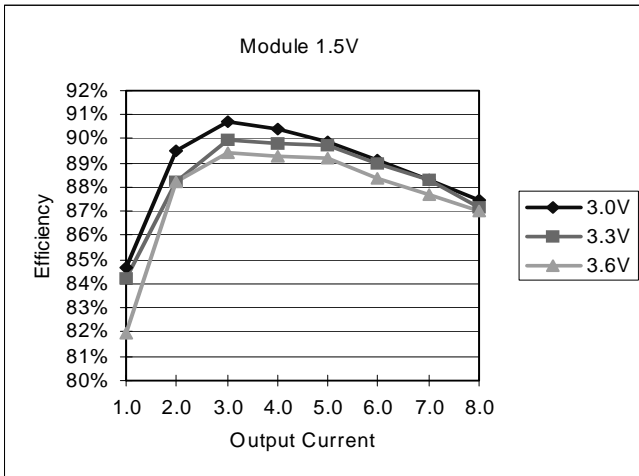
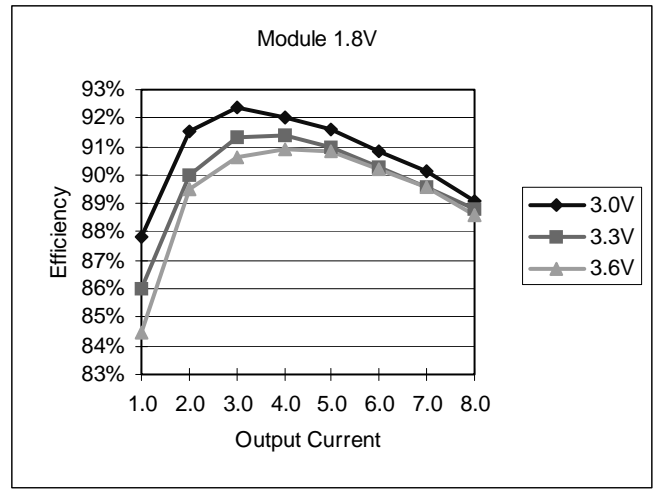
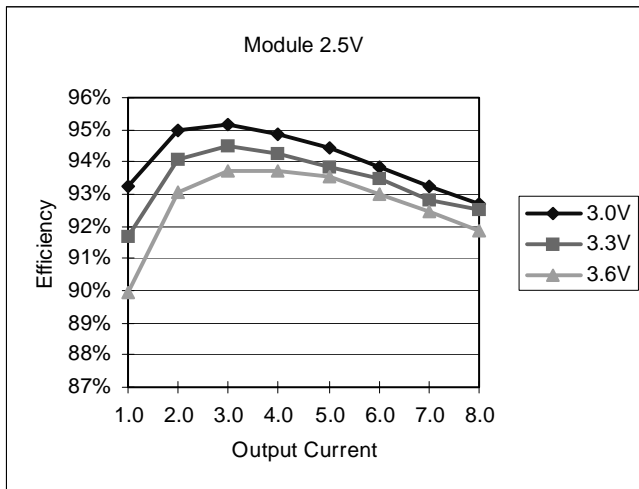
3. With remote on/off pin 8 open, the module is on.

Note: On/off pin designed to work with an open collector/drain switch.

©2006 Bel Fuse Inc. Specifications subject to change without notice. 06.06

BP06SRDB-08C

### Efficiency Data



# NON-ISOLATED DC/DC CONVERTERS

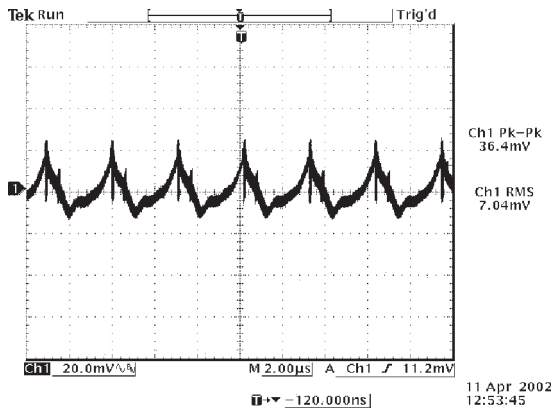
## 3.3V Input / 1.2V – 2.5V Output / 8A



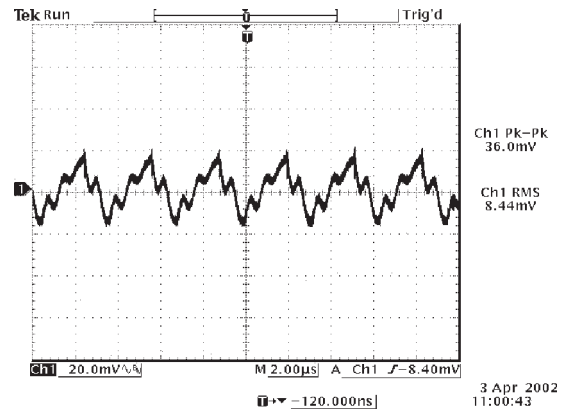
BP06SRDB-08C

### Ripple and Noise

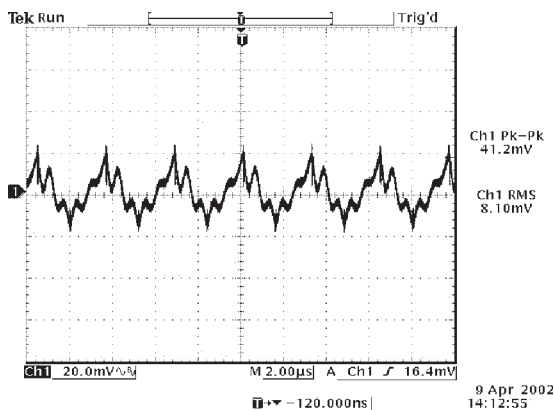
1 $\mu$ F ceramic cap and 10 $\mu$ F aluminum electrolytic cap are added at the output.



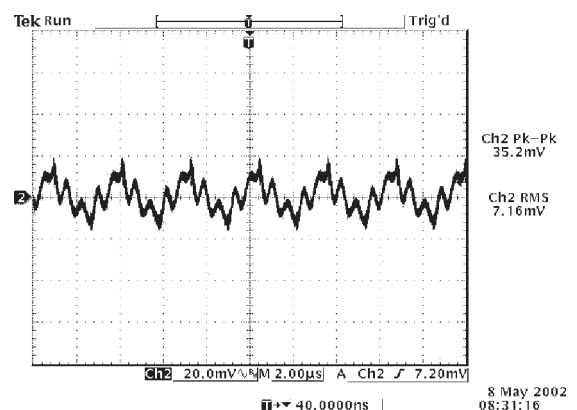
Ripple and noise at full load and 3.3Vdc input, 2.5Vdc output and Ta=25° C



Ripple and noise at full load and 3.3Vdc input, 1.8Vdc output and Ta=25° C



Ripple and noise at full load and 3.3Vdc input, 1.5Vdc output and Ta=25° C

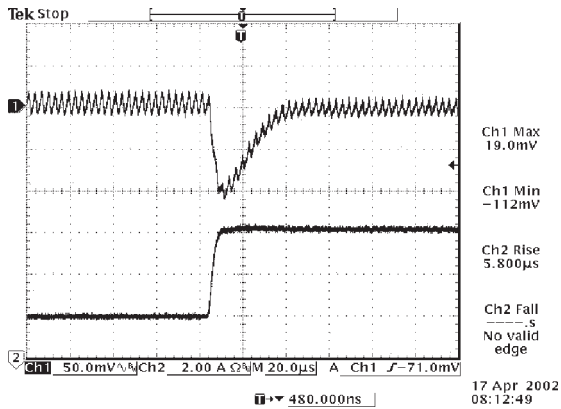


Ripple and noise at full load and 3.3Vdc input, 1.2Vdc output and Ta=25° C

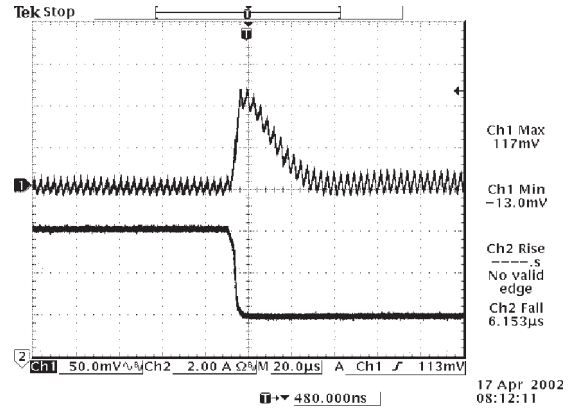
BP06SRDB-08C

### Transient Response

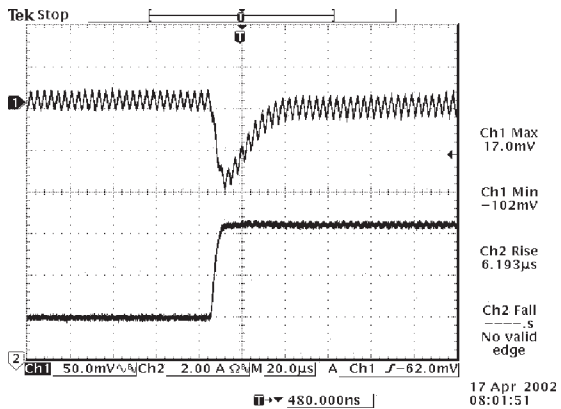
Transient response:  $di/dt = 0.5A/\mu S$ , external load capacitance  $C_o=470\mu F$  (Tantalum capacitor)



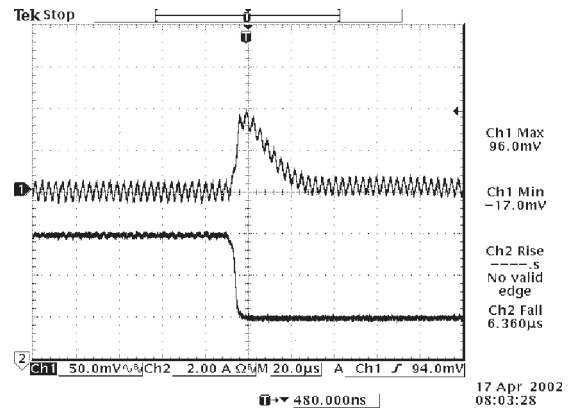
Vout=2.5V  
50% to 100% load transients at 3.3V input and  $T_a=25^\circ C$



Vout=2.5V  
100% to 50% load transients at 3.3V input and  $T_a=25^\circ C$



Vout=1.8V  
50% to 100% load transients at 3.3V input and  $T_a=25^\circ C$



Vout=1.8V  
100% to 50% load transients at 3.3V input and  $T_a=25^\circ C$



# NON-ISOLATED DC/DC CONVERTERS

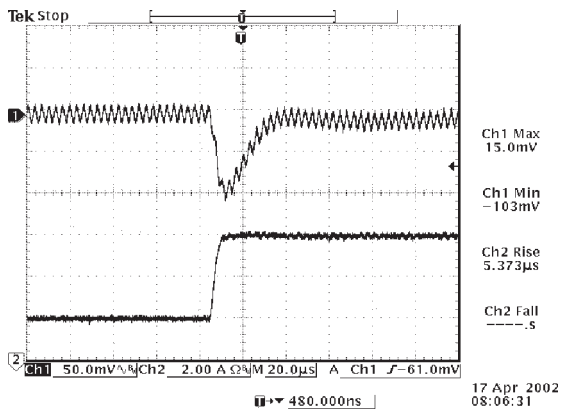
## 3.3V Input / 1.2V – 2.5V Output / 8A



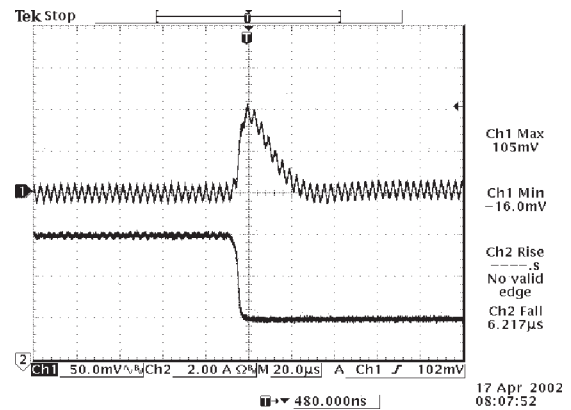
BP06SRDB-08C

### Transient Response

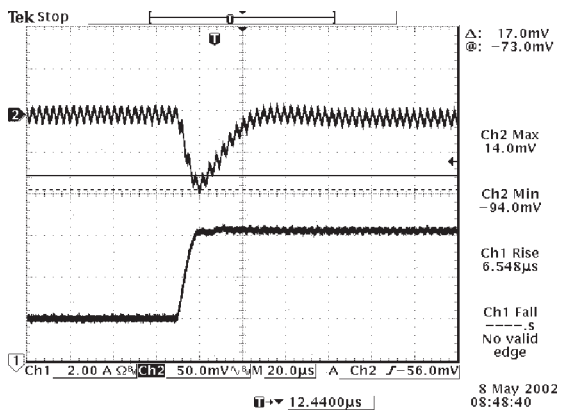
Transient response:  $di/dt = 0.5A/\mu S$ , external load capacitance  $C_o=470\mu F$  (Tantalum capacitor)



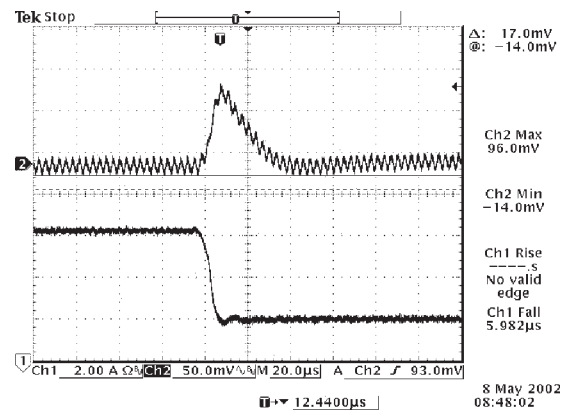
Vout=1.5V  
50% to 100% load transients at 3.3V input and Ta=25° C



Vout=1.5V  
100% to 50% load transients at 3.3V input and Ta=25° C



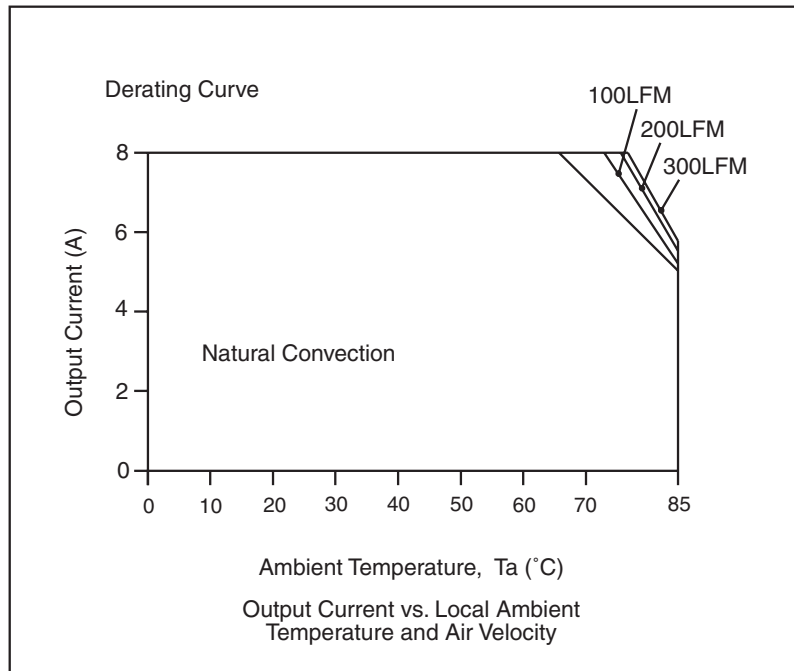
Vout=1.2V  
50% to 100% load transients at 3.3V input and Ta=25° C



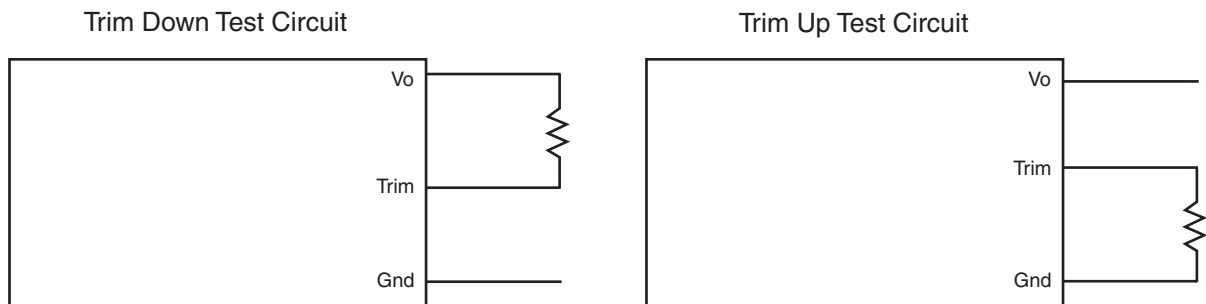
Vout=1.2V  
100% to 50% load transients at 3.3V input and Ta=25° C

BP06SRDB-08C

### Thermal Considerations



### Output Voltage Set-Point Adjustment



# NON-ISOLATED DC/DC CONVERTERS

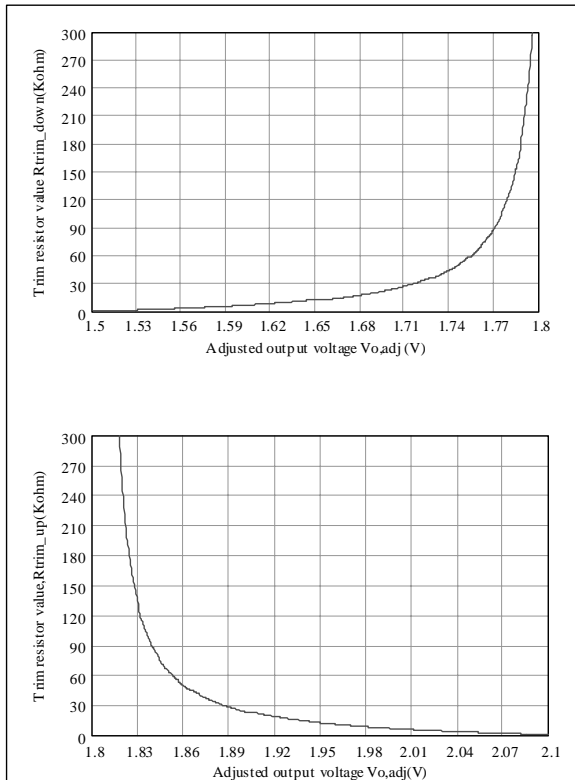
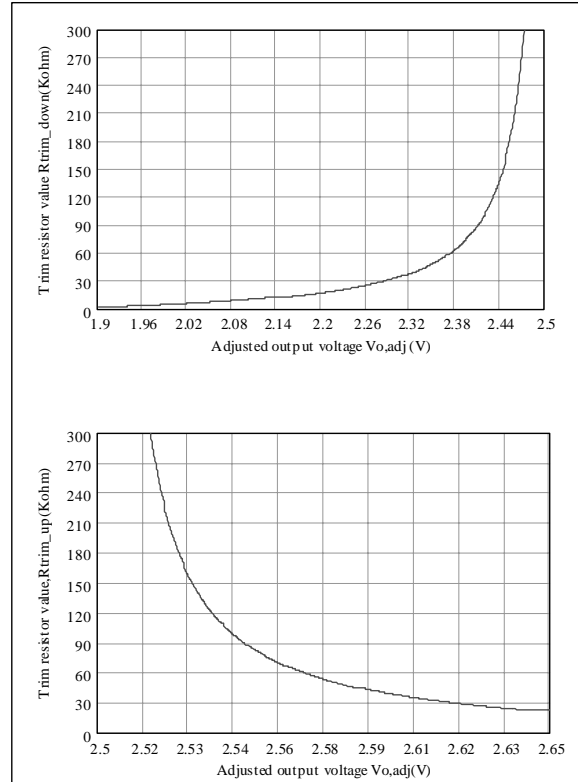
## 3.3V Input / 1.2V – 2.5V Output / 8A

### Output Voltage Set-Point Adjustment

#### SRDB-08C250 Trim Resistor Calculation

$$R_{\text{trim down}} = \left( \frac{9.590}{V_o - V_{o, \text{adj}}} - 14.29 \right) \text{ Kohm}$$

$$R_{\text{trim up}} = \left( \frac{4.504}{V_{o, \text{adj}} - V_o} - 8.66 \right) \text{ Kohm}$$



#### SRDB-08C180 Trim Resistor Calculation

$$R_{\text{trim down}} = \left( \frac{3.869}{V_o - V_{o, \text{adj}}} - 12.5 \right) \text{ Kohm}$$

$$R_{\text{trim up}} = \left( \frac{3.072}{V_{o, \text{adj}} - V_o} - 8.66 \right) \text{ Kohm}$$

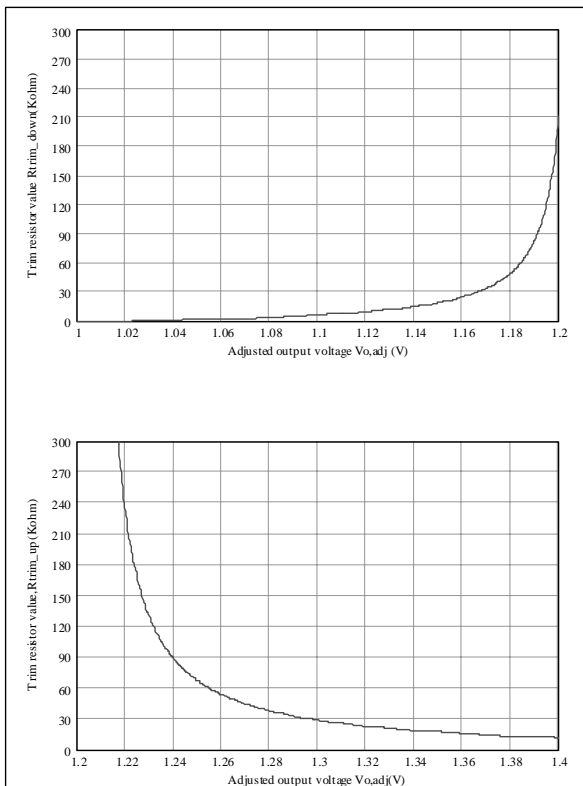
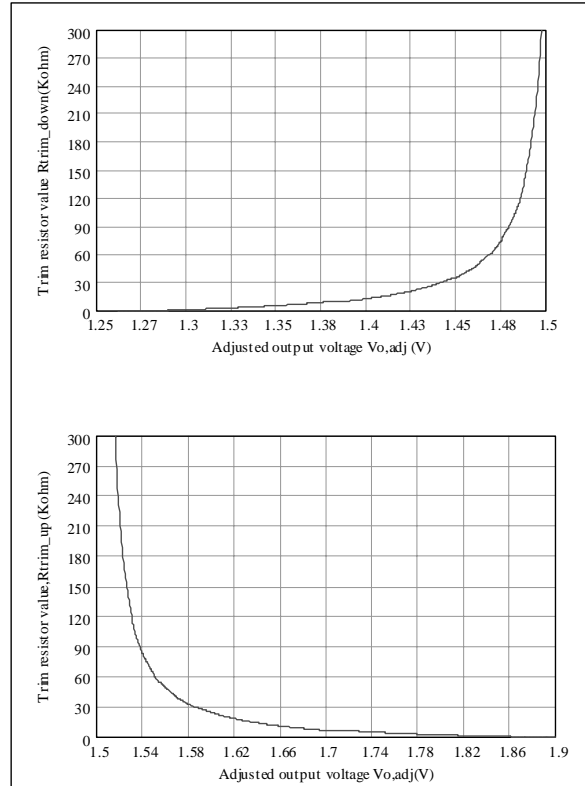
BP06SRDB-08C

### Output Voltage Set-Point Adjustment

#### SRDB-08C150 Trim Resistor Calculation

$$R_{\text{trim down}} = \left( \frac{2.712}{V_o - V_{o, \text{adj}}} - 12.5 \right) \text{ Kohm}$$

$$R_{\text{trim up}} = \left( \frac{3.072}{V_{o, \text{adj}} - V_o} - 8.66 \right) \text{ Kohm}$$



#### SRDB-08C120 Trim Resistor Calculation

$$R_{\text{trim down}} = \left( \frac{1.562}{V_o - V_{o, \text{adj}}} - 8.48 \right) \text{ Kohm}$$

$$R_{\text{trim up}} = \left( \frac{3.072}{V_{o, \text{adj}} - V_o} - 4.64 \right) \text{ Kohm}$$

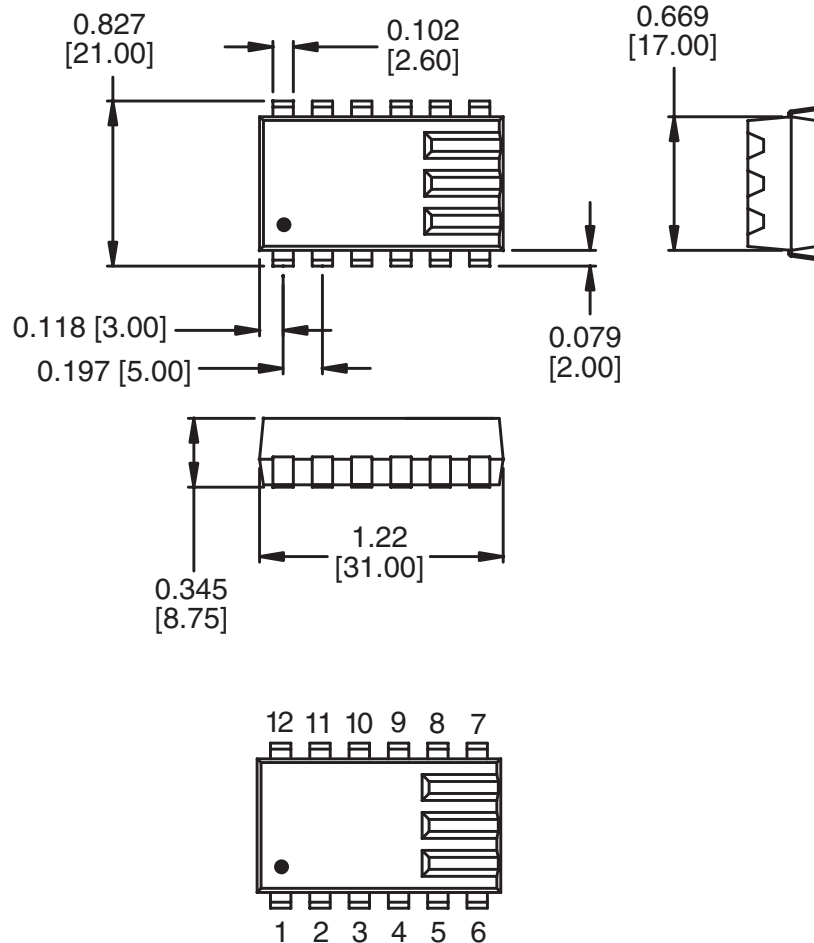
# NON-ISOLATED DC/DC CONVERTERS

3.3V Input / 1.2V – 2.5V Output / 8A



BP06SRDB-08C

## Mechanical



Pin	Function
1	Ground
2	Ground
3	Ground
4	Ground
5	+Vin
6	+Vin
7	Trim
8	Remote On/Off
9	Remote Sense (+)
10	+Vo
11	+Vo
12	+Vo

Dimensions are in inches [millimeters].  
Standard dimension tolerance is  $\pm 0.005$  [0.13] unless otherwise noted.

### RoHS Compliance

Complies with the European Directive 2002/95/EC, calling for the elimination of lead and other hazardous substances from electronic products. These parts are not however compatible with the higher temperatures associated with lead free solder processes and must be soldered using a reflow profile with a peak temperature of no more than 240°C.



©2006 Bel Fuse Inc. Specifications subject to change without notice. 06.06

#### CORPORATE

**Bel Fuse Inc.**  
206 Van Vorst Street  
Jersey City, NJ 07302  
Tel 201-432-0463  
Fax 201-432-9542  
www.belfuse.com

#### FAR EAST

**Bel Fuse Ltd.**  
8F / 8 Luk Hop Street  
San Po Kong  
Kowloon, Hong Kong  
Tel 852-2328-5515  
Fax 852-2352-3706  
www.belfuse.com

#### EUROPE

**Bel Fuse Europe Ltd.**  
Preston Technology Management Centre  
Marsh Lane, Suite G7, Preston  
Lancashire, PR1 8UD, U.K.  
Tel 44-1772-556601  
Fax 44-1772-888366  
www.belfuse.com