

NON-ISOLATED DC/DC CONVERTERS

2.4V-5.5V Input

0.75V-3.63V/10A Output

bel
POWER PRODUCTS

S7BC-10F2Ax Series

- Non-Isolated
- High Efficiency
- High Power Density
- Fixed Frequency(300KHz)
- OCP/SCP
- Flexible Output Voltage Sequencing
- Remote Sense
- Under-Voltage Lockout (UVLO)
- Over Temperature Protection
- Wide Input Range
- Wide Trim Range
- Remote On/Off
- Converter Can Sink and Source Current
- Active Low/High (option)



Description

The Bel S7BC-10F2Ax modules are a series of non-isolated dc-dc converters that deliver up to 10A of output current with full load efficiency of 95% at 3.3V output. These modules provide precisely regulated voltage programmable via external resistor from 0.75V to 3.63V over a wide range of input voltage (2.4V-5.5V). These modules have a sequencing feature that enables designers to implement various types of output voltage sequencing when powering multiple voltages on a board. The open-frame construction and small footprint enable designers to develop cost and space-efficient solutions. Standard features include remote On/Off, remote sense, over current protection, short current protection, wide input, and programmable output voltage.

Part Selection

Output Voltage	Input Voltage	Max. Output Current	Max. Output Power	Typical Efficiency	Model Number Active Low	Model Number Active High
0.75V – 3.63V	2.4V – 5.5V	10A	36.3W	95%	S7BC-10F2AL	S7BC-10F2A0

Note: Add “G” suffix at the end of the model number to indicate “Tray Packaging”.

Absolute Maximum Ratings

Parameter	Min	Typ	Max	Notes
Input Voltage (continuous)	-0.3V	-	5.8V	
Output Enable Terminal Voltage	-0.3V	-	5.8V	
Sequencing Voltage ¹	-0.3V	-	V _{in}	
Ambient Temperature	-40°C	-	85°C	
Storage Temperature	-55°C	-	125°C	

Notes: All specifications are typical at 25°C unless otherwise stated.

1. S7BC-10F2Ax series of modules include a sequencing feature that enables users to implement various types of output voltage sequencing in their applications. This is accomplished via an additional sequencing pin. When the sequencing feature is not used, tie the SEQ pin to V_{in}.

NON-ISOLATED DC/DC CONVERTERS

2.4V-5.5V Input

0.75V-3.63V/10A Output



Input Specifications

Parameter	Min	Typ	Max	Notes
Input Voltage				
Vo=3.3V	4.5V	-	5.5V	
Vo=1.8V~2.5V	3.0V	-	5.5V	
Vo ≤ 1.5V	2.4V	-	5.5V	
Input Current (full load)				
Vo=3.3V	-	7.0A	8.0A	
Vo=2.5V	-	5.5A	9.5A	
Vo=1.8V	-	4.0A	9.0A	
Vo=1.5V	-	3.5A	7.5A	
Vo=1.2V	-	3.0A	6.0A	
Vo=0.75V	-	2.0A	4.0A	
Input Current (no load)	-	80mA	-	
Remote Off Input Current	-	15mA	-	
Input Reflected Ripple Current (pk-pk)	-	140mA	-	Tested with two 100uF/10V tantalum input capacitors & simulated source impedance of 1uH, 5Hz to 20MHz.
Input Reflected Ripple Current (RMS)	-	40mA	-	
I ² t Inrush Current Transient	-	-	0.2A ² s	
Turn-on Voltage Threshold	-	2.2V	-	
Turn-off Voltage Threshold	-	2.0V	-	

Note: All specifications are typical at 25°C unless otherwise stated.

Output Specifications

Parameter	Min	Typ	Max	Notes	
Output Voltage Set Point	-2%Vo,set	-	2%Vo,set	Vin=5V, Io=Io,max full load	
Output Voltage Set Point	-3%Vo,set	-	3%Vo,set	Over all operating input voltages, resistive loads and temperature conditions	
Load Regulation	-	0.4%Vo,set	-	Io=Io, min to Io, max	
Line Regulation	-	0.3%Vo,set	-	Vin=Vin, min to Vin, max	
Regulation Over Temperature (-40°C to +85°C)	-	0.5%Vo,set	-	Tref=Ta, min to Ta, max	
Output Current	0A	-	10A		
Current Limit Threshold	15A	-	27A		
Short Circuit Surge Transient	-	-	1.5A ² s		
Ripple and Noise (pk-pk)	-	25mV	50mV	Tested with 0-20MHz, 10uF/16V tantalum capacitor & 1uF/10V TDK ceramic capacitor at the output	
Ripple and Noise (RMS)	-	8mV	15mV		
Turn on Time	-	4mS	8mS		
Overshoot at Turn on	-	0%Vo,set	3%Vo,set		
Output Capacitance					
ESR ≥ 1mohm	0uF	-	1000uF		
ESR ≥ 10mohm	0uF	-	4700uF		
Transient Response					
50% ~ 100% Max Load	Vo=3.3V	-	130mV	-	di/dt=2.5A/uS; Vin=5V; and with two 150uF/16V tantalum capacitors & 1uF/10V ceramic capacitor at the output
Settling Time		-	50uS	-	
100% ~ 50% Max Load		-	150mV	-	
Settling Time		-	50uS	-	

NON-ISOLATED DC/DC CONVERTERS

2.4V-5.5V Input 0.75V-3.63V/10A Output



Output Specifications (continued)

Parameter	Min	Typ	Max	Notes
Transient Response				
50% ~ 100% Max Load	-	130mV	-	di/dt=2.5A/uS; Vin=5V; and with two 150uF/16V tantalum capacitors & 1uF/10V ceramic capacitor at the output
Settling Time	-	50uS	-	
100% ~ 50% Max Load	-	130mV	-	
Settling Time	-	50uS	-	
50% ~ 100% Max Load	-	120mV	-	
Settling Time	-	50uS	-	
100% ~ 50% Max Load	-	120mV	-	
Settling Time	-	50uS	-	
50% ~ 100% Max Load	-	120mV	-	
Settling Time	-	50uS	-	
100% ~ 50% Max Load	-	120mV	-	
Settling Time	-	50uS	-	
50% ~ 100% Max Load	-	130mV	-	
Settling Time	-	50uS	-	
100% ~ 50% Max Load	-	130mV	-	
Settling Time	-	50uS	-	
50% ~ 100% Max Load	-	120mV	-	
Settling Time	-	50uS	-	
100% ~ 50% Max Load	-	140mV	-	
Settling Time	-	50uS	-	

Note: All specifications are typical at nominal input (Vin=5V), full load at 25°C unless otherwise stated.

General Specifications

Parameter	Min	Typ	Max	Notes
Efficiency				Measured at Vin=5V, full load
Vo=3.3V	92%	95%	-	
Vo=2.5V	90%	93%	-	
Vo=1.8V	88%	91%	-	
Vo=1.5V	87%	90%	-	
Vo=1.2V	85%	88%	-	
Vo=0.75V	79%	82%	-	
Switching Frequency	250KHz	300KHz	350KHz	
Over Temperature Shutdown	-	125°C	-	
Output Trim Range (Wide Trim)	0.7525V	-	3.63V	
Remote Sense Compensation	-	10%	-	
MTBF	6,643,156 hours			Calculated Per Bell Core TR-332 (Io = Nominal; Ta = 25°C)
Dimensions				
Inches (L x W x H)	1.30 x 0.53 x 0.315			
Millimeters (L x W x H)	33.02 x 13.46 x 8.00			
Weight	-	6.6g	-	

Note: All specifications are typical at 25°C unless otherwise stated.

NON-ISOLATED DC/DC CONVERTERS
 2.4V-5.5V Input 0.75V-3.63V/10A Output



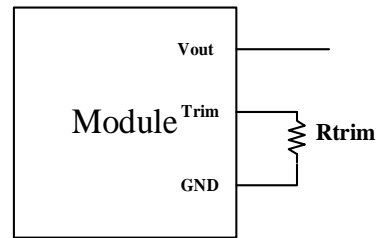
Control Specifications

Parameter	Min	Typ	Max	Notes
Signal Low (Unit Off)	-0.3V	-	0.3V	S7BC-10F2A0; Remote On/Off pin open, Unit on.
Signal High (Unit On)	1.5V	-	5.8V	
Signal Low (Unit On)	-0.3V	-	0.3V	S7BC-10F2AL; Remote On/Off pin open, Unit on.
Signal High (Unit Off)	1.5V	-	5.8V	
Sequencing Voltage	0.05V	-	V _{in}	Sequencing Voltage should be higher than output voltage.
Sequencing Slew Rate Capability	-	-	2V/mS	
Sequencing Delay Time	10mS	-	-	Delay from V _{in} , min to application of voltage on SEQ pin
Tracking Accuracy	Power-Up	-	100mV	
	Power-Down	-	200mV	

Output Trim Equations

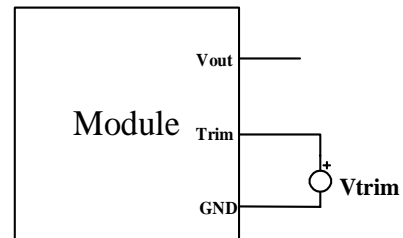
Equation for calculating the trim resistor (in kΩ) given the desired adjusted voltage (V_{adj}) is shown below. The Trim Up resistor should be connected between the Trim pin and Ground.

$$R_{trim} = \frac{21.07}{V_{adj} - 0.7525} - 5.11$$



Equation for calculating the trim voltage (in V) given the desired adjusted voltage (V_{adj}) is shown below. The Trim Up voltage should be connected between the Trim pin and Ground.

$$V_{trim} = 0.7 - 0.1698 \times (V_{adj} - 0.7525)$$

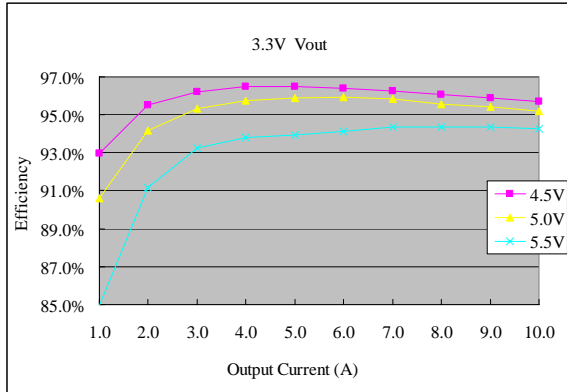


NON-ISOLATED DC/DC CONVERTERS

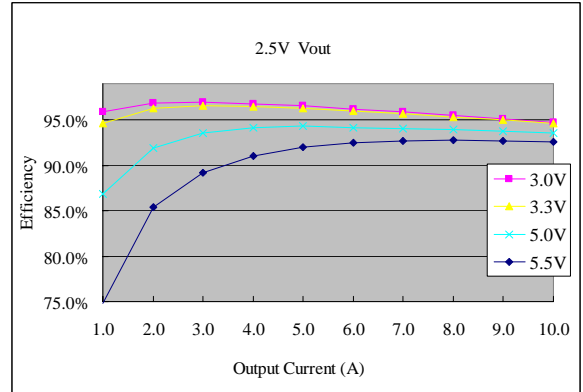
2.4V-5.5V Input 0.75V-3.63V/10A Output



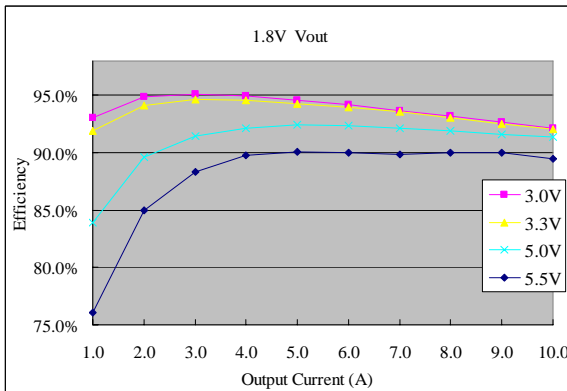
Efficiency Data



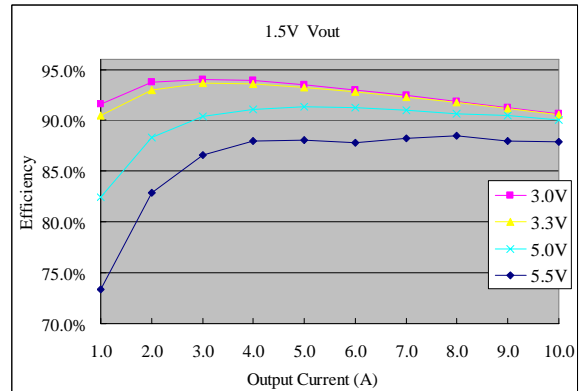
Vo=3.3V



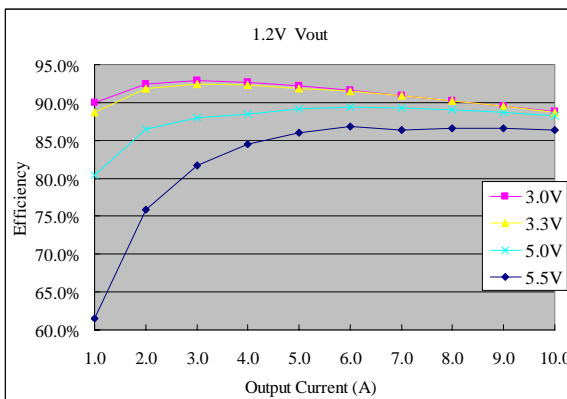
Vo=2.5V



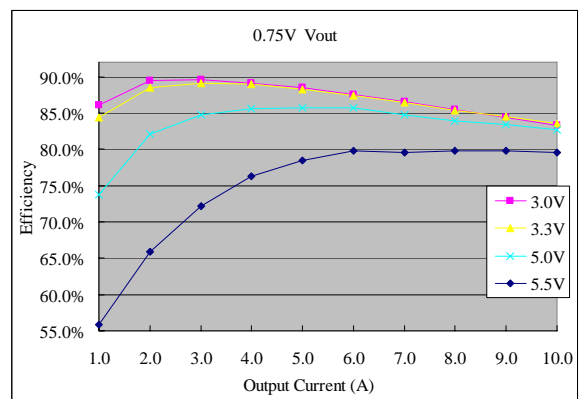
Vo=1.8V



Vo=1.5V



Vo=1.2V

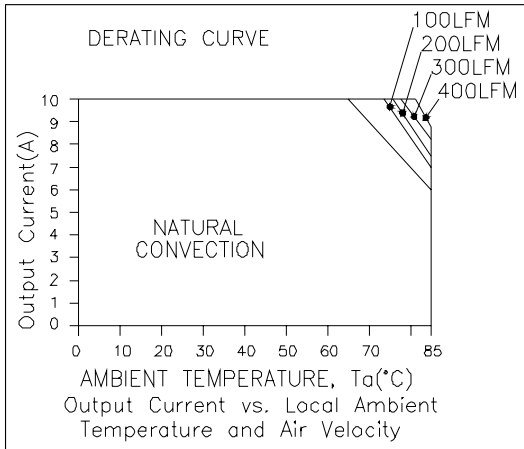


Vo=0.7525V

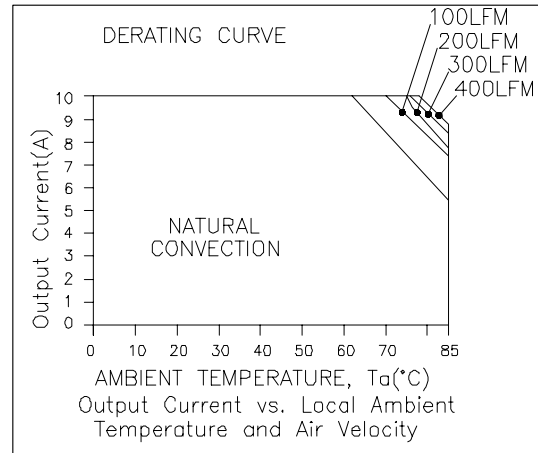
NON-ISOLATED DC/DC CONVERTERS
 2.4V-5.5V Input 0.75V-3.63V/10A Output



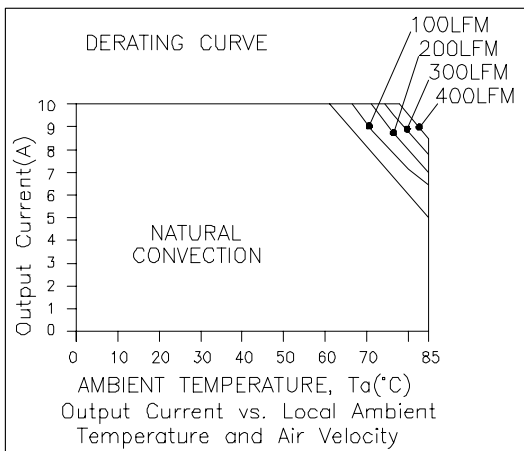
Thermal Derating Curves



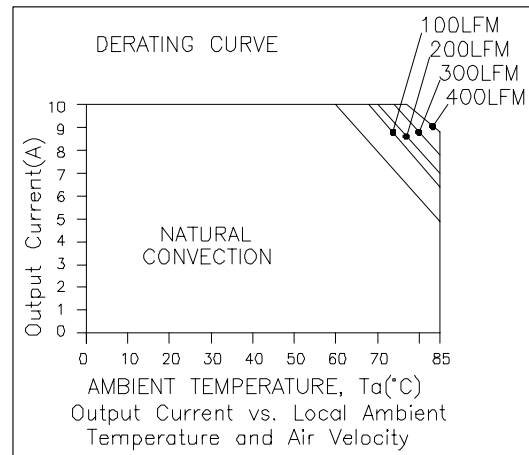
Vin=5.0V, Vo=0.75V



Vin=5.0V, Vo=1.5V



Vin=5.0V, Vo=2.5V

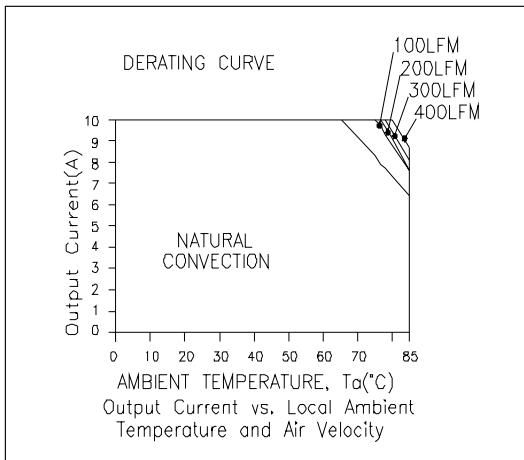


Vin=5.0V, Vo=3.3V

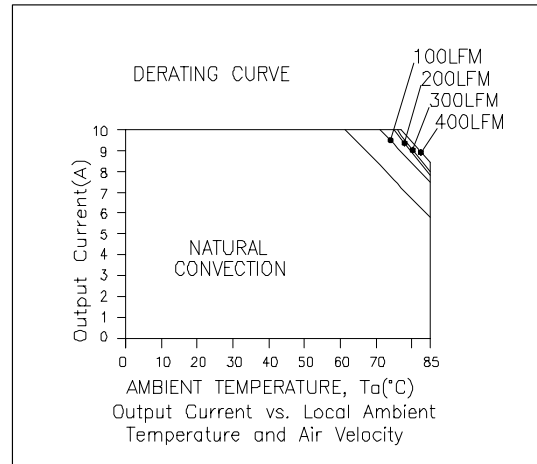
NON-ISOLATED DC/DC CONVERTERS
 2.4V-5.5V Input 0.75V-3.63V/10A Output



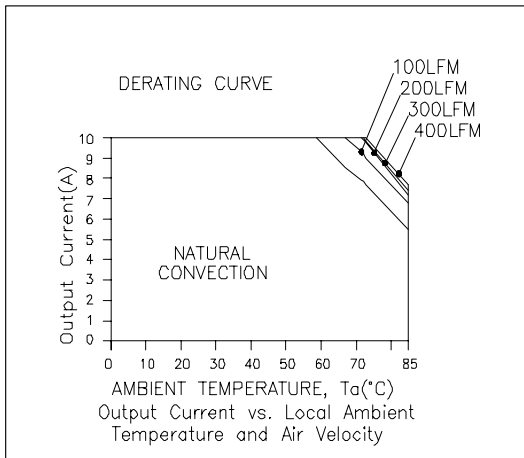
Thermal Derating Curves (continued)



Vin=3.3V, Vo=0.75V



Vin=3.3V, Vo=1.5V

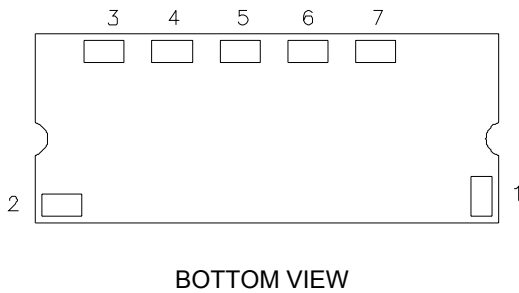
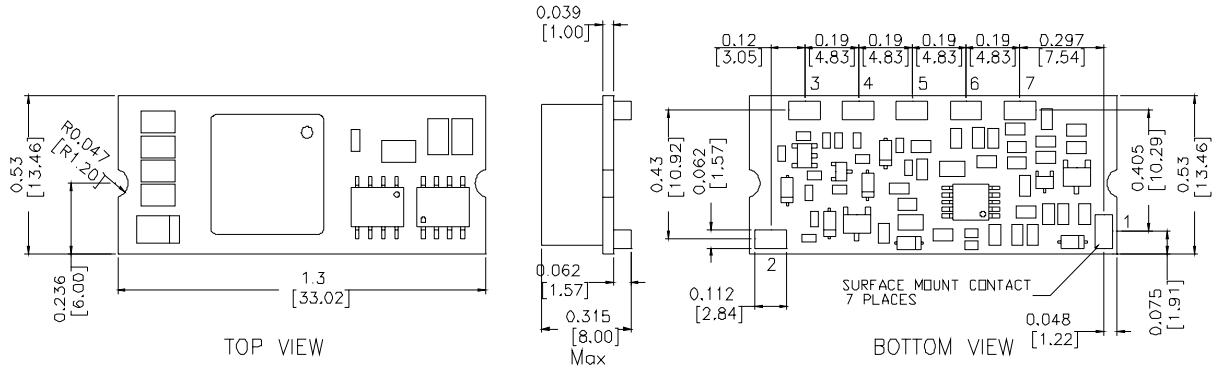


Vin=3.3V, Vo=2.5V

NON-ISOLATED DC/DC CONVERTERS

2.4V-5.5V Input

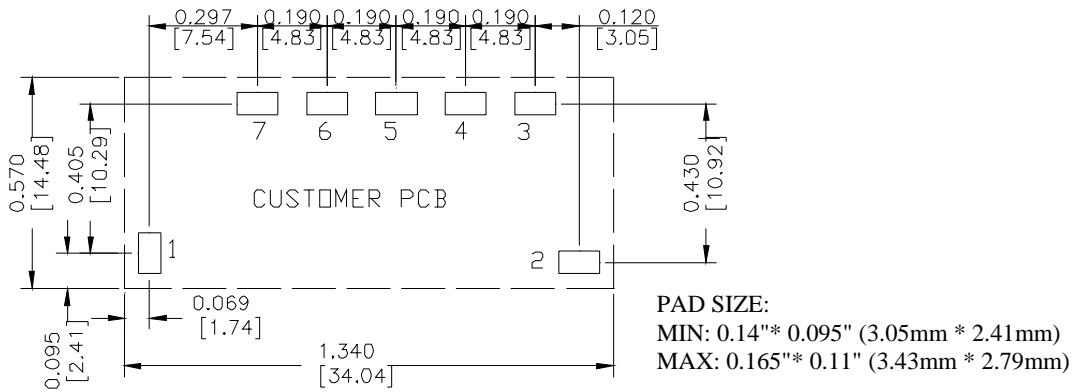
0.75V-3.63V/10A Output



Pin Connections

Pin	Function
1	Remote On/Off
2	Vin
3	SEQ
4	Ground
5	Vout
6	Trim
7	Remote Sense

RECOMMENDED PAD LAYOUT



©2005 Bel Fuse Inc. Specifications subject to change without notice. 020405

CORPORATE

Bel Fuse Inc.
 206 Van Vorst Street
 Jersey City, NJ 07302
 Tel 201-432-0463
 Fax 201-432-9542
www.belfuse.com

FAR EAST

Bel Fuse Ltd.
 8F/ 8 Luk Hop Street
 San Po Kong
 Kowloon, Hong Kong
 Tel 852-2328-5515
 Fax 852-2352-3706
www.belfuse.com

EUROPE

Bel Fuse Europe Ltd.
 Preston Technology Management Centre
 Marsh Lane, Suite G7, Preston
 Lancashire, PR1 8UD, U.K.
 Tel 44-1772-556601
 Fax 44-1772-888366
www.belfuse.com