

NON-ISOLATED DC/DC CONVERTERS

8.3V-14V Input

0.75V-5.0V/10A Output

bel
POWER PRODUCTS

S7BC-10A2AX Series

PRELIMINARY

- Non-Isolated
- High Efficiency
- High Power Density
- Excellent Thermal Performance
- Low Cost
- Flexible Output Voltage Sequencing
- Remote Sense
- Under-voltage Lockout (UVLO)
- Over Temperature Protection
- OCP/SCP
- Wide Input
- Wide Trim
- Remote On/Off
- Active Low/High (option)
- Industrial Temperature Range



Description

The Bel S7BC-10A2AX modules are a series of non-isolated dc-dc converters that deliver up to 10A of output current with full load efficiency of 93% at 3.3V output. These modules provide precisely regulated voltage programmable via external resistor from 0.75V to 5.0V over a wide range of input voltage (8.3-14V). These modules have a sequencing feature that enables designers to implement various types of output voltage sequencing when powering multiple voltages on a board. The open-frame construction and small footprint enable designers to develop cost and space-efficient solutions. Standard features include remote On/Off, over current protection, short current protection, wide input, and programmable output voltage.

Part Selection

Output Voltage	Input Voltage	Max. Output Current	Max. Output Power	Typical Efficiency	Model Number Active Low	Model Number Active High
0.75 - 5.0V	8.3 - 14V	10A	50.0W	95%	S7BC-10A2AL	S7BC-10A2A0

Absolute Maximum Ratings

Parameter	Min	Typ	Max	Notes
Input Voltage (continuous)	-0.3V	-	15V	
Output Enable Terminal Voltage	-0.3V	-	15V	
Sequencing Voltage ¹	-0.3V	-	V _{in}	
Ambient Temperature	-40°C	-	85°C	
Storage Temperature	-55°C	-	125°C	

Notes: All specifications are typical at 25°C unless otherwise stated.

1. S7BC-10A2AX series of modules include a sequencing feature that enables users to implement various types of output voltage sequencing in their applications. This is accomplished via an additional sequencing pin. When the sequencing feature is not used, tie the SEQ pin to V_{in}.

NON-ISOLATED DC/DC CONVERTERS

8.3V-14V Input 0.75V-5.0V/10A Output



Input Specifications

Parameter	Min	Typ	Max	Notes
Input Voltage				
$V_o, \text{ set} \leq 3.63\text{V}$	8.3V	12V	14V	
$V_o, \text{ set} > 3.63\text{V}$	8.3V	12V	13.2V	
Input Current (full load)	-	-	6.5A	An input line fuse must always be used.
Input Current (no load)	-	50mA	-	
Remote Off Input Current	-	2mA	-	
Input Reflected Ripple Current (pk-pk)	-	-	400mA	Tested with one 1000uF/25V AL input capacitor with ESR=0.03 ohm max and 4 × 47uF/16V tan capacitors with ESR=0.013 ohm max at 100KHz, & simulated source impedance of 1000nH, 5Hz to 20MHz.
Input Reflected Ripple Current (RMS)	-	-	150mA	
I^2t Inrush Current Transient	-	0.04A ² s	0.08A ² s	
Turn-on Voltage Threshold	-	8.2V		
Turn-off Voltage Threshold	-	7.9V		

Note: All specifications are typical at 25°C unless otherwise stated.

Output Specifications

Parameter	Min	Typ	Max	Notes
Output Voltage Set Point	-2% $V_o, \text{ set}$	-	2% $V_o, \text{ set}$	$V_{in}=12\text{V}$, full load
Load Regulation	-	0.1% $V_o, \text{ set}$	-	
Line Regulation	-	0.1% $V_o, \text{ set}$	-	
Regulation Over Temperature (-40°C to +85°C)	-	0.3% $V_o, \text{ set}$	-	$T_{ref}=T_a$, min to T_a , max
Output Current	0A	-	10A	
Current Limit Threshold	-	200% $I_{o, \text{ out}}$	-	
Short Circuit Surge Transient	-	1A ² s	3A ² s	
Ripple and Noise (pk-pk)	-	30mV	50mV	Tested with 0-20MHz, with 10uF tantalum capacitor & 1uF ceramic capacitor
Ripple and Noise (RMS)	-	12mV	15mV	
Turn on Time	-	6mS	10mS	
Overshoot at Turn on	-	0%	1%	
Output Capacitance				
ESR ≥ 1mohm	0uF	-	1000uF	
ESR ≥ 10mohm	0uF	-	5000uF	
Transient Response				
50% ~ 100% Max Load	$V_o = 0.75\text{V} - 5\text{V}$	-	100mV	di/dt=2.5A/uS; $V_{in}=12\text{V}$; and with 2 × 150uF polymer capacitors at the output
Settling Time		-	50uS	
100% ~ 50% Max Load		-	100mV	
Settling Time		-	50uS	

Note: All specifications are typical at nominal input, full load at 25°C unless otherwise stated.

NON-ISOLATED DC/DC CONVERTERS

8.3V-14V Input 0.75V-5.0V/10A Output

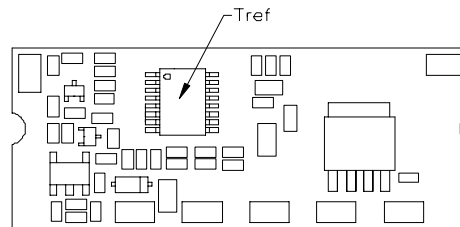


General Specifications

Parameter	Min	Typ	Max	Notes
Efficiency				Measured at Vin=12V, full load
Vo=5.0V	-	95%	-	
Vo=3.3V	-	93%	-	
Vo=2.5V	-	92%	-	
Vo=1.8V	-	90%	-	
Vo=1.5V	-	89%	-	
Vo=1.2V	-	87.5%	-	
Vo=0.75V	-	81%	-	
Switching Frequency	265KHz	300KHz	335KHz	
Over Temperature Shutdown ¹	-	130°C	-	
Output Voltage Trim Range	0.7525V	-	5.0V	
Remote Sense Compensation	-	-	0.5V	
Dimensions				
Inches (L × W × H)	1.3 x 0.53 x 0.315			
Millimeters (L × W × H)	33.02 x 13.46 x 8.00			
Weight	-	8g	-	

Note: All specifications are typical at 25°C unless otherwise stated.

1. The Tref temperature measurement location:



Control Specifications

Parameter	Min	Typ	Max	Notes
Signal Low (Unit Off)	-0.2V	-	0.3V	S7BC-10A2A0; Remote On/Off pin open, Unit on.
Signal High (Unit On)	-	-	Vin, max	
Signal Low (Unit On)	-0.2V	-	0.3V	S7BC-10A2AL; Remote On/Off pin open, Unit on.
Signal High (Unit Off)	2.5V	-	Vin, max	
Sequencing Delay Time	10mS	-	-	Delay from Vin, min to application of voltage on SEQ pin
Sequencing Slew Rate Capability	-	-	2V/mS	Vin, min to Vin, max; Io, min to Io, max; Vseq<Vo
Tracking Accuracy				
Power-Up	-	100mV	200mV	
Power-Down	-	200mV	400mV	

Output Trim Equations

Equation for calculating the trim resistor (in kΩ) given the desired adjusted voltage (Vadj) is shown below. The Trim Up resistor should be connected between the Trim pin and Ground.

$$R_{TrimUp} = \frac{10500}{V_{adj} - 0.7525} - 1000$$

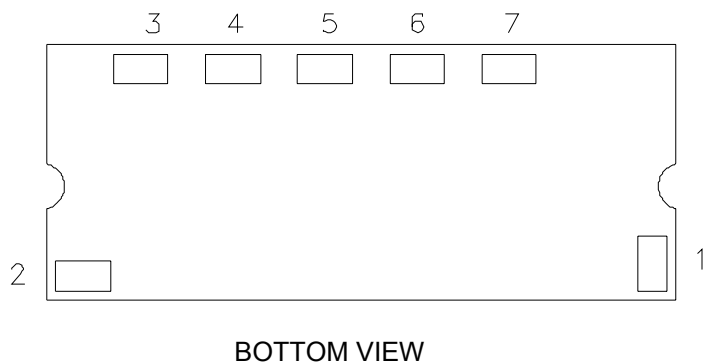
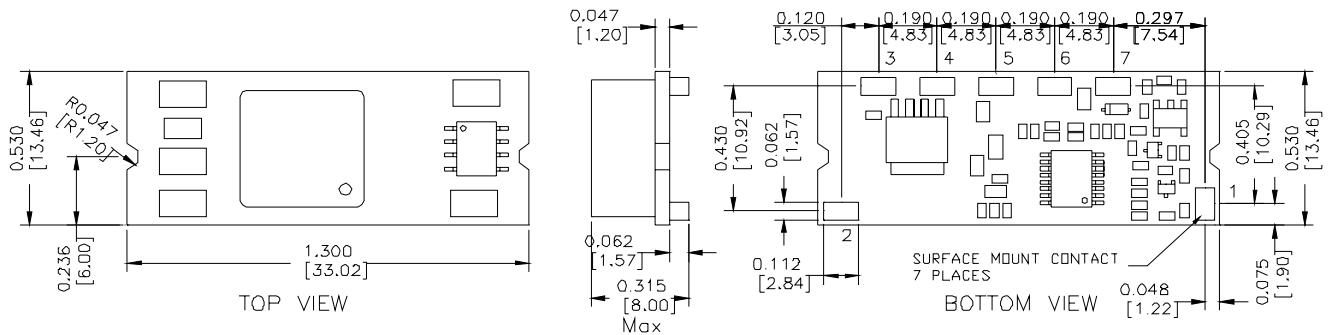
Equation for calculating the trim voltage (in V) given the desired adjusted voltage (Vadj) is shown below. The Trim Up voltage should be connected between the Trim pin and Ground.

$$V_{TrimUp} = 0.7 - 0.0667 \times (V_{adj} - 0.7525)$$

NON-ISOLATED DC/DC CONVERTERS

8.3V-14V Input

0.75V-5.0V/10A Output



Pin Connections

Pin	Function
1	Remote On/Off
2	Vin+
3	SEQ (option)
4	Ground
5	Vout+
6	Trim
7	Remote Sense

©2004 Bel Fuse Inc. Specifications subject to change without notice. 041204

CORPORATE

Bel Fuse Inc.
206 Van Vorst Street
Jersey City, NJ 07302
Tel 201-432-0463
Fax 201-432-9542
www.belfuse.com

FAR EAST

Bel Fuse Ltd.
8F/ 8 Luk Hop Street
San Po Kong
Kowloon, Hong Kong
Tel 852-2328-5515
Fax 852-2352-3706
www.belfuse.com

EUROPE

Bel Fuse Europe Ltd.
Preston Technology Management Centre
Marsh Lane, Suite G7, Preston
Lancashire, PR1 8UD, U.K.
Tel 44-1772-556601
Fax 44-1772-888366
www.belfuse.com