


AIF12W300

600 Watts

Total Power: 600 Watts
(48 V@12.5 Amps)
Input Voltage: 300 V
of Outputs: Single



Special Features

- 600 W continuous power at 100 °C baseplate temperature
- 108 W/in³ (6.6W/cm³)
- High efficiency - up to 90%
- Low output ripple and noise
- Positive and Negative enable function
- Excellent transient response
- OVP, OCP, V Adj control with ALP™
- Paralleable with accurate current sharing

Safety

UL: 60950 Recognized
cUL: 60950 Recognized
TUV: EN60950 Licensed

Electrical Specifications

Input

Input range: 250 - 420 Vdc
Input surge: 500 V / 100 ms
Efficiency: 90% typical

Output

Load regulation: 400 mV typical down to no load
Line regulation: 200 mV typical
Noise / ripple: 480 mV typical
Transient response: 5% max deviation with 25% to 75% full load, slew = 1 A / μ s
Current share accuracy: 3% typical, 5% max ($\geq 80%$ of I_o max)
Overvoltage protection: 125% \pm 5% V_o (nominal) - latch up
Current limit: 105% - 120% I_o maximum - hiccup
Short-circuit protection: 150% maximum - hiccup

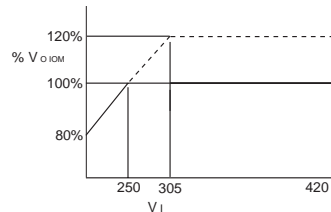
Control

Voltage Adjust*: 80 to 120% V_o linear programming (see page 2 graph)
Enable: TTL compatible (positive & negative enable options)
Current limit dadjust: 20 to 100% I_o linear programming
Clock input (external sync): 3.3 to 5.5 Vp-p @ 800 KHz \pm 10%
Clock output (internal clock): 4.5 Vp-p typical @ 800 KHz \pm 5%
Power good identification: High (V_o) = power good
Temperature monitor output: 10 mV/ $^{\circ}$ K (2.73 = 0 $^{\circ}$ C)
Current monitor output: 0 to 1 mA (1 mA = 100% I_o rated) \pm 0.1 mA
Overvoltage protection adjust: 120 to 150% V_o
Auxiliary power: 12 V \pm 1.5 V, 10 mA



Environmental Specifications

Operating temperature	-20 °C to +100 °C (case temperature)
Start up temperature	-40 °C to +100 °C (case temperature)
Storage temperature	-40 °C to +125 °C
Overtemperature protection	110 °C max
MTBF	TBD hours



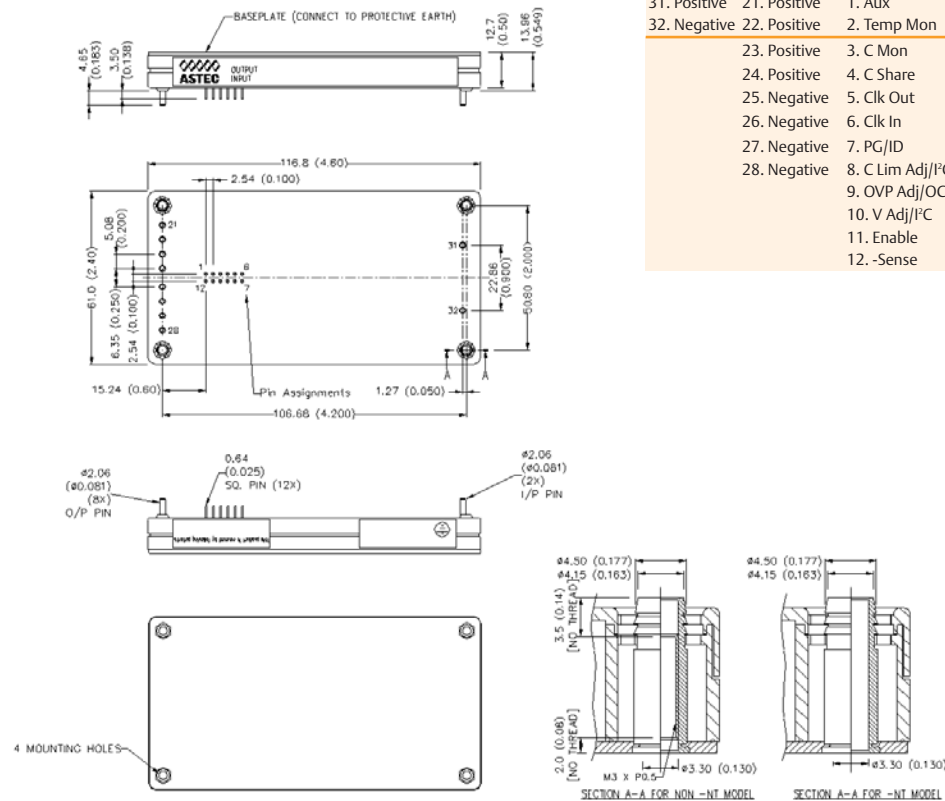
*Voltage Adjust
see chart on page 1

Ordering Information

Input Voltage	Output Voltage	Efficiency	Model Number	Notes
300 V	48 V @ 12.5 A	90% (Typ)	AIF12W300-L	Positive Enable
300 V	48 V @ 12.5 A	90% (Typ)	AIF12W300N-L	Negative Enable

Note:
1. For Non-thread hole, add suffix "-NT".

Mechanical Drawing



Pin Assignments

Input	Output	Control Pins
31. Positive	21. Positive	1. Aux
32. Negative	22. Positive	2. Temp Mon
	23. Positive	3. C Mon
	24. Positive	4. C Share
	25. Negative	5. Clk Out
	26. Negative	6. Clk In
	27. Negative	7. PG/ID
	28. Negative	8. C Lim Adj/PC CLK
		9. OVP Adj/OC5
		10. V Adj/PC
		11. Enable
		12. -Sense

Americas

5810 Van Allen Way
Carlsbad, CA 92008
USA
Telephone: +1 (760) 930 4600
Facsimile: +1 (760) 930 0698

Europe (UK)

Waterfront Business Park
Merry Hill, Dudley
West Midlands, DY5 1LX
United Kingdom
Telephone: +44 (0) 1384 842 211
Facsimile: +44 (0) 1384 843 355

Asia (HK)

14/F, Lu Plaza
2 Wing Yip Street
Kwun Tong, Kowloon
Hong Kong
Telephone: +852 2176 3333
Facsimile: +852 2176 3888

For global contact, visit:

www.powerconversion.com
techsupport.embeddedpower@emerson.com

While every precaution has been taken to ensure accuracy and completeness in this literature, Emerson Network Power assumes no responsibility, and disclaims all liability for damages resulting from use of this information or for any errors or omissions.

Emerson Network Power.
The global leader in enabling business-critical continuity.

- AC Power
- Connectivity
- DC Power
- Embedded Computing
- Embedded Power**
- Monitoring
- Outside Plant
- Power Switching & Controls
- Precision Cooling
- Racks & Integrated Cabinets
- Services
- Surge Protection

EmersonNetworkPower.com

Emerson Network Power and the Emerson Network Power logo are trademarks and service marks of Emerson Electric Co.
©2008 Emerson Electric Co.