

Features

Regulated Converters

- 1kVDC & 2kVDC Isolation
- UL94V-0 Package Material
- No Heatsink Required
- No External Components Required
- Toroidal Magnetics
- Optional Continuous Short Circuit Protected

Selection Guide

Part Number SMD	2kVDC	Input Voltage (VDC)	Output Voltage (VDC)	Output Current (mA)	Max Capacitive Load ⁽¹⁾
Regulated without short circuit protection					
RSZ-xx05	(H)	3.3, 5, 12, 15, 24	5	200	1200µF
RSZ-xx09	(H)	3.3, 5, 12, 15, 24	9	111	1200µF
RSZ-xx12	(H)	3.3, 5, 12, 15, 24	12	42	680µF
Regulated with short circuit protection					
RSZ-xx3.3/P	(H)	3.3, 5, 12, 15, 24	3.3	200	3300µF
RSZ-xx05/P	(H)	3.3, 5, 12, 15, 24	5	200	1200µF

xx= Input Voltage (other input and output voltage combinations available on request add suffix -R for tape & reel packing e.g. RSZ-0505-R)

Specifications (measured at T_A = 25°C, nominal input voltage, full load and after warm-up)

Input Voltage Range		±5%	
Output Voltage Accuracy		±2%	
Line Voltage Regulation		1% max.	
Load Voltage Regulation		1% max.	
Output Ripple and Noise (at 20MHz BW)		100mVp-p max.	
Operating Frequency		20kHz min. / 50kHz typ. / 85kHz max.	
Efficiency at Full Load		50% min. / 60% typ.	
Minimum Load		0%	
No Load Power Consumption		134mW min. / 217mW typ. / 350mW max.	
Isolation Voltage	(tested for 1 second) (rated for 1 minute)	1000VDC 500VAC / 60Hz	
Isolation Voltage	H-Suffix (tested for 1 second) H-Suffix (rated for 1 minute)	2000VDC 1000VAC / 60Hz	
Isolation Capacitance		70pF typ.	
Isolation Resistance		10 GΩ min.	
Short Circuit Protection		1 Second	
P-Suffix		Continuous	
Operating Temperature Range (free air)		-40°C to +70°C (see Graph)	
Storage Temperature Range		-55°C to +125°C	
Reflow Temperature	ROHS compliant	245°C (30 sec) max.	
Vapour Phase Process		230°C (90 sec) max.	
		(for more details see Application Notes)	
Relative Humidity		95% RH	
Package Weight		2.7g	
P-Suffix		2.6g	
Packing Quantity		33 pcs per tube 500 pcs per Reel	
MTBF (+25°C)	} For detailed information see Application Notes chapter "MTBF"	RSZ types	1210 x 10 ³ hours
		RSZ/P types	1688 x 10 ³ hours
(+70°C)		RSZ types	149 x 10 ³ hours
		RSZ/P types	418 x 10 ³ hours
using MIL-HDBK 217F			

ECONOLINE

DC/DC-Converter

with 3 year Warranty



1 Watt SMD Miniature Isolated Single Output



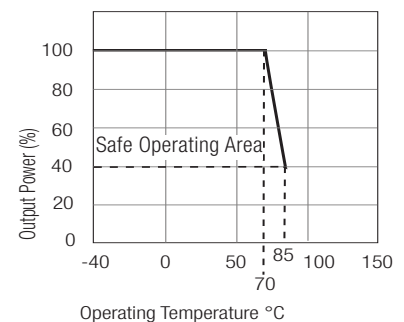
EN-60950-1 Certified

RSZ

Description

The RSZ series DC/DC converter has been designed for isolating or converting DC power rails where an SMD format with regulated output is required, although it is no larger than a standard unregulated SMD converter.

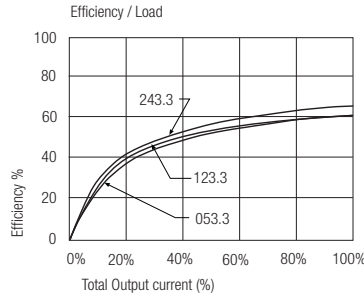
Derating-Graph (Ambient Temperature)



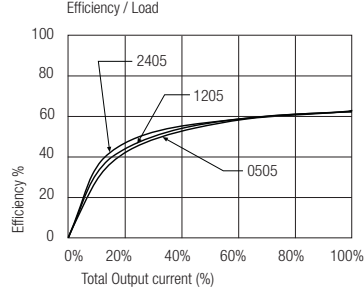
Refer to Application Notes

Typical Characteristics

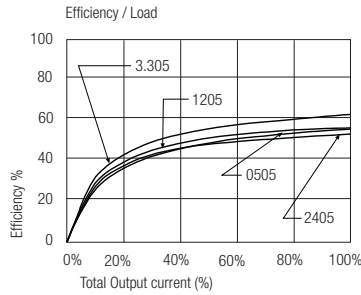
RSZ-xx3.3/P



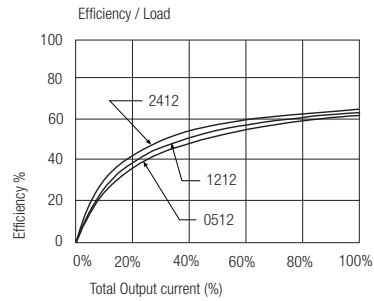
RSZ-xx05/P



RSZ-xx05



RSZ-xx12



Notes

Note 1 Maximum capacitive load is defined as the capacitive load that will allow start up in under 1 second without damage to the converter

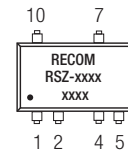
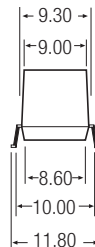
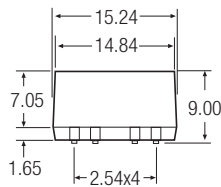
RSZ/P

Package Style and Pinning (mm)

Ordering Example: RSZ-0505 (5V Input, 5V Output, not short circuit protected)
RSZ-0505/HP (5V Input, 5V Output, 2kVDC Isolation and short circuit protection)



10 PIN Single SMD Package



Pin Connections

Pin #	Function
1	-Vin
2	+Vin
4	-Vout
5	-Vout
7	+Vout
10	NC

NC= No Connection
XX.X ± 0.5 mm
XX.XX ± 0.25 mm

Recommended Footprint Details

