

Features

Unregulated Converters

- Micro Size SIP 6 Package
- Industry Standard Pinout
- Power Sharing on Dual Output Version
- 3kVDC Isolation
- Optional Continuous Short Circuit Protected
- Efficiency to 85 %

Description

The RBM Micro Size DC/DC-Converter complements Recom's industrial range of converters. This range is widely used for pcb distributed power systems and combines small package size, high efficiency, 3kVDC isolation and low output ripple.

The extended operating temperature range covering -40°C to +85°C is a standard feature. The full rated power can be taken from a single pin of this dual output converter, provided this does not exceed 1 Watt.

Selection Guide

Part Number	Input Voltage (VDC)	Output Voltage (VDC)	Output Current (mA)	Efficiency (%)	Max Capacitive Load ⁽¹⁾
RBM-xx05S	5, 12	5	200	70-78	1000µF
RBM-xx12S	5, 12	12	83	78-80	470µF
RBM-xx15S	5, 12	15	66	80-84	470µF
RBM-xx05D	5, 12	±5	±100	74-78	±470µF
RBM-xx12D	5, 12	±12	±41	80-82	±220µF
RBM-xx15D	5, 12	±15	±33	80-84	±220µF

xx = Input Voltage. Other input and output voltage combinations available on request.

* add Suffix "P" for Continuous Short Circuit Protection, e.g. RBM-0505S/P, RBM-0505D/P

Specifications (measured at T_A = 25°C, nominal input voltage, full load and after warm-up)

Input Voltage Range			±10%
Output Voltage Accuracy			±5%
Line Voltage Regulation			1.2%/1% of Vin typ.
Load Voltage Regulation (10% to 100% full load)	5V output type		15% max
	12, 15V output types		10% max
Output Ripple and Noise (20MHz limited)			100mVp-p max.
Operating Frequency			50kHz min. / 100kHz typ. / 105kHz max.
Efficiency at Full Load			70% min. / 80% typ.
Minimum Load = 0%	Specifications valid for 10% minimum load only.		
Isolation Voltage	(tested for 1 second)		3000VDC
	(rated for 1 minute)		1500VAC / 60Hz
Isolation Capacitance			20pF min. / 65pF max.
Isolation Resistance			15 GΩ min.
Short Circuit Protection			1 Second
P-Suffix			Continuous
Operating Temperature Range (free air convection)			-40°C to +85°C (see Graph)
Storage Temperature Range			-55°C to +125°C
Relative Humidity			95% RH
Package Weight			1.3g
Packing Quantity			30 pcs per Tube
MTBF (+25°C)	} Detailed Information see Application Notes chapter "MTBF"	using MIL-HDBK 217F	1005 x 10 ³ hours
(+85°C)		using MIL-HDBK 217F	195 x 10 ³ hours

ECONOLINE

DC/DC-Converter

with 3 year Warranty

RECOM

1 Watt

SIP 6 Micro Size, Single & Dual Output



RECOM

E-322406

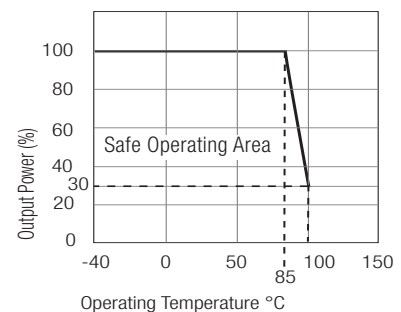
EN-60950-1 Certified

UL-60950-1 Certified

EN-60601-1 Certified

RBM

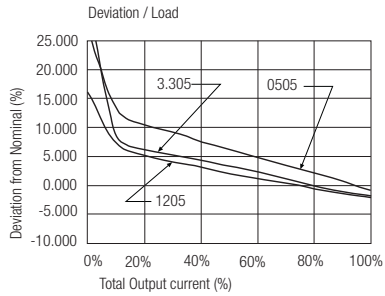
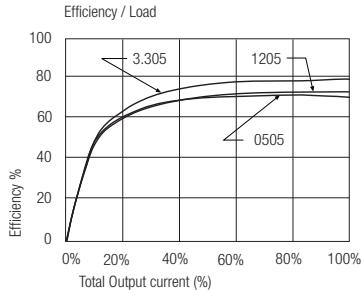
Derating-Graph (Ambient Temperature)



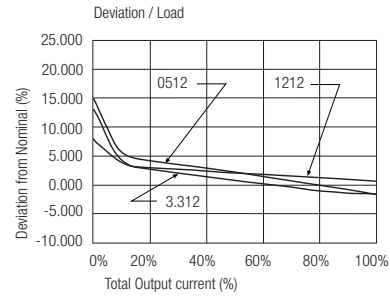
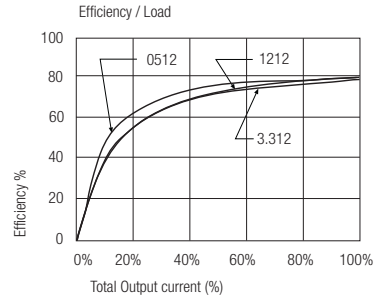
Refer to Application Notes

Typical Characteristics

RBM-xx05S

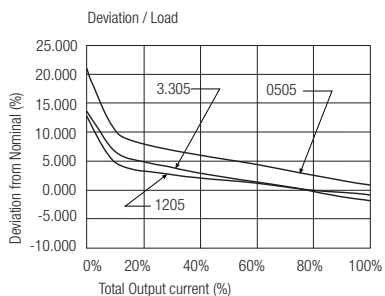
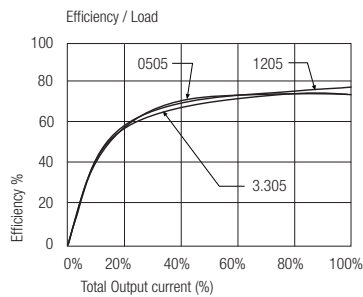


RBM-xx12S

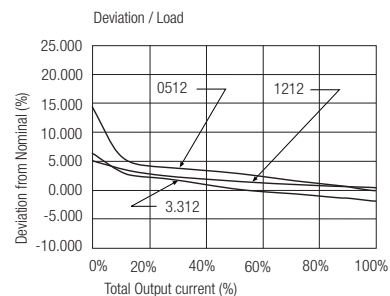
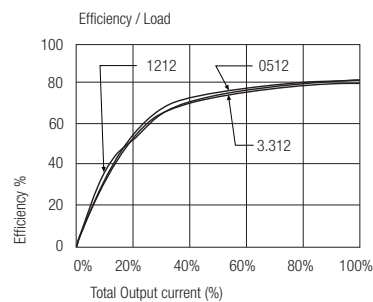


RBM

RBM-xx05D

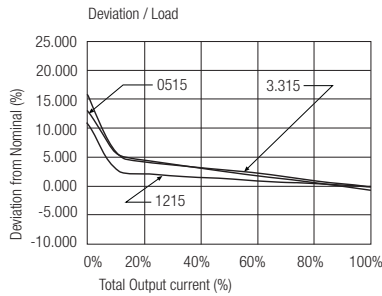
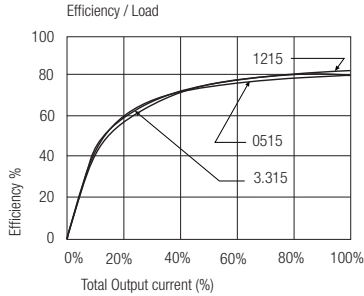


RBM-xx12D

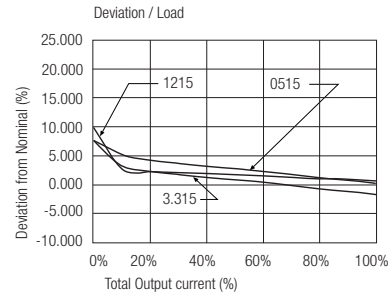
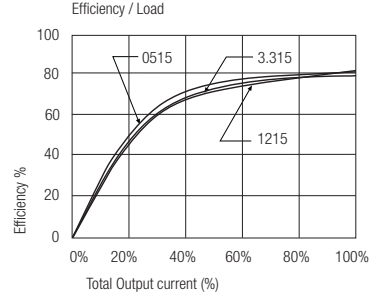


Typical Characteristics

RBM-xx15S



RBM-xx15D



Notes

Note 1 Maximum capacitive load is defined as the capacitive load that will allow start up in under 1 second without damage to the converter.

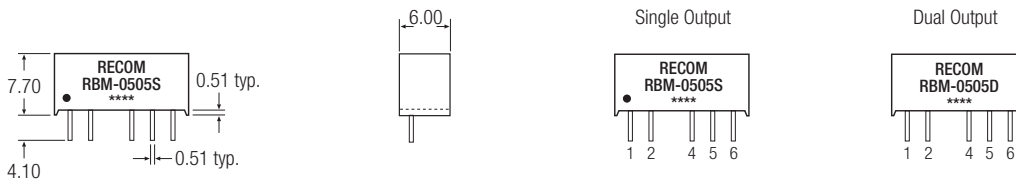
Certifications

CB Test Report	Report: US/15348/UL	IEC 60950-1:2005 2nd Ed.
UL General Safety	Report: E322406	UL 60950-1 1st Ed.
EN General Safety	Report: IL-R7108	EN60950-1:2001 + A11:2004
EN Medical safety	Report: ETS-0600068A	EN 60601-1

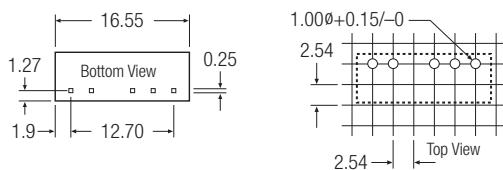


Package Style and Pinning (mm)

6 PIN SIP Micro Size Package



Recommended Footprint Details



Pin Connections

Pin #	Single	Dual
1	+Vin	+Vin
2	-Vin	-Vin
4	NC	-Vout
5	-Vout	Com
6	+Vout	+Vout

NC = No Connection
XX.X ± 0.5 mm
XX.XX ± 0.25 mm