



Applications

- Distributed power architectures
- Telecommunications equipment
- LAN/WAN
- Data processing


Features

- RoHS lead solder exemption compliant
- Cost-effective single board design
- Low profile – 0.390" (9.9 mm)
- Input/output isolation: 1500 VDC, Basic insulation
- High efficiency (89%, 5 Vout)
- Output back-drive protection
- Start-up into high capacitive load
- Low conducted and radiated EMI
- Output overcurrent protection
- Output overvoltage protection
- Overtemperature protection
- Remote sense
- Set point accuracy $\pm 1\%$
- Remote on/off (primary referenced), positive or negative logic
- Output voltage trim adjust $\pm 10\%$
- UL 1950 Recognition, CSA 22.2 No. 950-95 certification, TUV IEC950

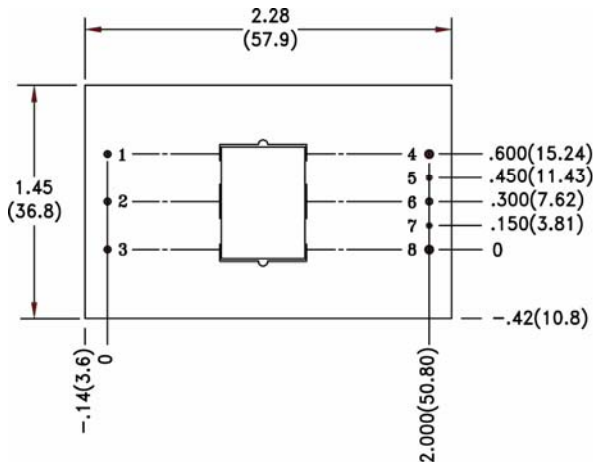
Description

The QLS15 is a series of highly efficient, cost-effective, low-profile, single-output dc-dc converters in an industry-standard, quarter-brick footprint. The QLS15 Series provides onboard conversion of standard telecom and datacom input voltages into isolated low voltage outputs in a through-hole mounting package. Patent pending technology, combined with state-of-the-art packaging techniques, allow the QLS15 Series to deliver full-rated output, without the need for a heat sink at 70°C and 200 LFM airflow.

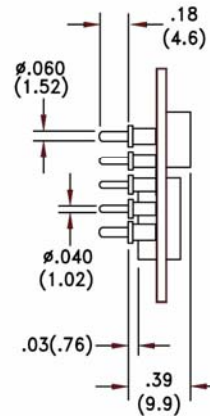
| Model Selection | | | | |
|-----------------|-------------------|--------------------|--|-------------------------------------|
| Model | Input Voltage VDC | Output Voltage VDC | Output current, $I_{\text{rated}} \text{ ADC}$ | Efficiency $\eta_{\text{rated}} \%$ |
| QLS12ZG | 36-75 | 5.0 | 12 | 89 |
| QLS15ZE | 36-75 | 3.3 | 15 | 87 |
| QLS15ZD | 36-75 | 2.5 | 15 | 85 |
| QLS15ZB | 36-75 | 1.8 | 15 | 84 |

 Model numbers highlighted in yellow or shaded are not recommended for new designs.

Physical Information (Through-Hole)



PIN VIEW



SIDE VIEW

| PIN | FUNCTION |
|-----|----------|
| 1 | -Vin |
| 2 | On/Off |
| 3 | +Vin |
| 4 | -Vout |
| 5 | -Sense |
| 6 | Trim |
| 7 | +Sense |
| 8 | +Vout |

PIN DIA. TOLERANCES: $\pm 0.002(0.05)$

Ordering Information:

| Part Number Suffixes | |
|----------------------|--|
| No Suffix | Positive Enable Logic |
| NT | Negative Logic, Lucent Trim Compatible |
| 7 | 0.145" Pin Length |
| 8 | 0.110" Pin Length |

Example: QLS15ZE-8 indicates a 3.3V output model with Positive On/Off logic and a 0.111" length pin.

Notes:

1. Consult factory for the complete list of available options.

NUCLEAR AND MEDICAL APPLICATIONS - Power-One products are not designed, intended for use in, or authorized for use as critical components in life support systems, equipment used in hazardous environments, or nuclear control systems without the express written consent of the respective divisional president of Power-One, Inc.

TECHNICAL REVISIONS - The appearance of products, including safety agency certifications pictured on labels, may change depending on the date manufactured. Specifications are subject to change without notice.