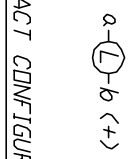
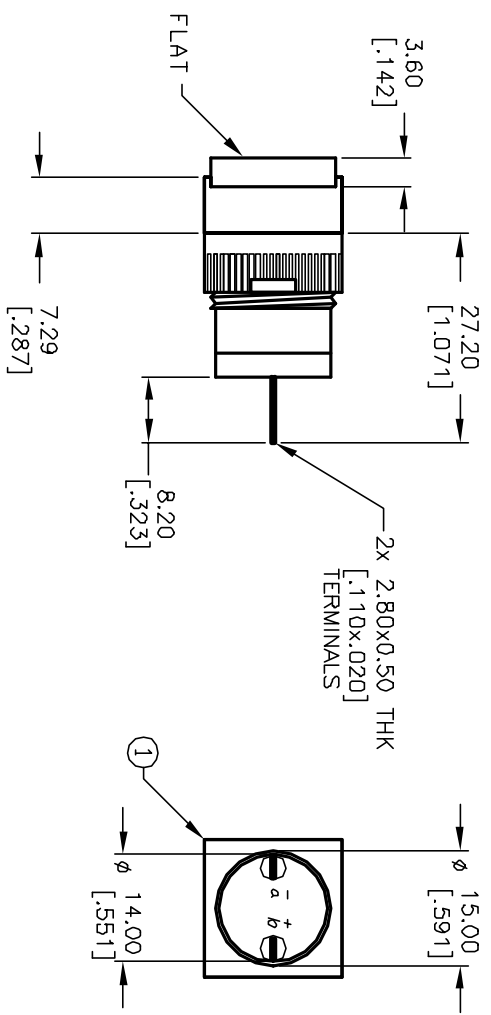
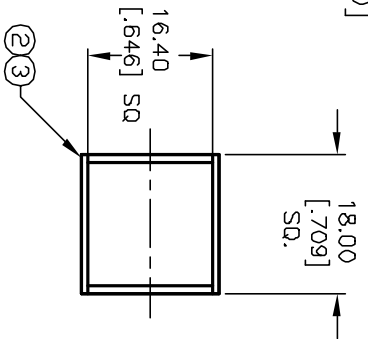


RECOMMENDED PANEL LAYOUT



CONTACT CONFIGURATION



Item	Qty.	Dwg. No.	Part No.
1	1	F040002	L16 PLS10
2	1	F050423	50-004-23 RED L.E.D.
3	1	F050314	50-003-14 RED LENS TRANSPARENT

- NOTES:
1. ALL DIMENSIONS IN MM [INCH]
 2. GENERAL TOLERANCE: X.X=±0.4
X.XX=±0.25
 3. TERM. NOS. FOR REFERENCE ONLY.
 4. RATING: 5A @250V AC
8A @125V AC
 5. LAMP VOLTAGE: 24V DC LED
 6. MECHANICAL LIFETIME: >2 MILLION OPERATIONS
 7. CONTACT MATERIAL: COPPER ALLOY W/SILVER PLATING

E-SWITCH®

L16 PL S10 K RED RED

REV.	ECN No.	DESCRIPTION	DATE	CHKD
A	12439	RELEASED FOR PRODUCTION	9/20/02	CB

TITLE	SCALE	DATE	DR	DWG	REV
L16 PL S10 K RED RED	1:1	9/20/02	CB	XF0507P	A

THE INFORMATION CONTAINED IN THIS DOCUMENT IS PROPRIETARY TO E-SWITCH AND IS NOT TO BE COPIED OR TRANSFERRED