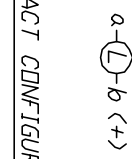
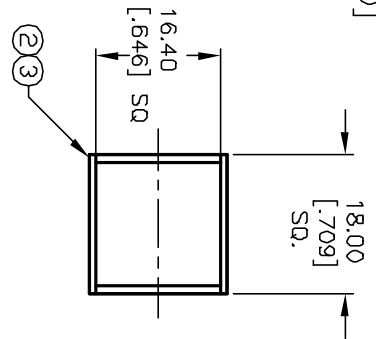


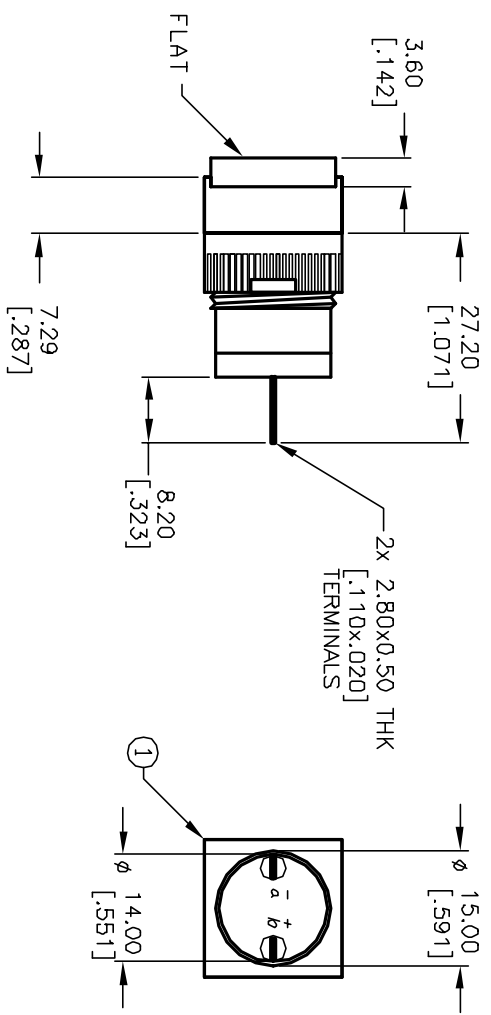
RECOMMENDED PANEL LAYOUT



CONTACT CONFIGURATION



Item	Qty.	Dwg. No.	Part No.
1	1	F040002	L16 PLS100
2	1	F050419	50-004-19 LED
3	1	F050312	50-003-12 GREEN LENS TRANSPARENT



- NOTES:
1. ALL DIMENSIONS IN MM [INCH]
  2. GENERAL TOLERANCE: X.X=±0.4  
X.XX=±0.25
  3. TERM. NOS. FOR REFERENCE ONLY.
  4. RATING: 5A @250V AC  
8A @125V AC
  5. MECHANICAL LIFETIME: >2 MILLION OPERATIONS
  6. CONTACT MATERIAL: COPPER ALLOY W/SILVER PLATING
  7. LAMP VOLTAGE: 12V DC

REV.	ECN No.	DESCRIPTION	DATE	CHKD
A	11922	RELEASED FOR PRODUCTION	2/13/02	CJC

TITLE	SCALE	DATE	DR	DWG	REV
L16 PL S10 J GRN GRN	1:1	2/13/02	CJC	XF0429P	A

**E-SWITCH®**

THE INFORMATION CONTAINED IN THIS DOCUMENT IS PROPRIETARY TO E-SWITCH AND IS NOT TO BE COPIED OR TRANSFERRED