

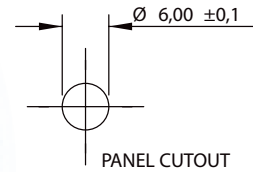
Q-SERIES 6mmØ Panel Mounting LED Indicator

Product Specification

Distinctive Features and Specifications

- 6mm panel mounting LED indicator
- 3mm coloured diffused epoxy lens or 3mm water clear super bright LEDs
- Bright chrome, black chrome or satin grey bezel finish
- Prominent, recessed and flush bezel styles
- 2VDC – 28VDC
- (2.0 x 0.5) terminals, pins or (200mm long) wire terminations
- IP67 sealing option (EN60529)
- Supplied with fixing nut and spring washer

NB: UL Recognised Component



TECHNICAL SPECIFICATIONS

Switch Voltage	Operating Voltage Vop (Min to Max)	Operating Current Iop (Typical All Types)
2VDC (No Resistor)	1.8 to 2.5VDC	20mA
12VDC	10.8 to 13.2VDC	20mA
24VDC	21.6 to 26.4VDC	20mA
28VDC	25.2 to 30.8VDC	20mA

Intensity (Typical) at Iop Standard	Prominent and Recessed (all voltages)	Flush (all voltages)	Forward Voltage
HE Red	40mcd	10mcd	2.0V
Green	40mcd	8mcd	2.2V
Yellow	30mcd	8mcd	2.1V
Blue	65mcd	8mcd	3.8V
White	100mcd	15mcd	3.8V
Bi-colour (Typical) (Red/Green)	20/15mcd	10/8mcd	2.0V/2.2V

The colour is changed by reversing the polarity of the supply voltage.

Super Bright	Prominent and Recessed (all voltages)	Flush (all voltages)	Forward Voltage
HE Red	3,500mcd	500mcd	2.2V
Green	2,000mcd	350mcd	3.5V
Yellow	900mcd	140mcd	2.3V
Blue	550mcd	200mcd	3.7V
White	600mcd	150mcd	3.6V

Luminous intensity will be reduced with lower operating current.

Max Reverse Voltage: 5V

Viewing Angle: 100° (dependant on model)

Life Expectancy: 100,000 hours

Operating Temperature Range: -40 to +85°C

Note: The operating voltage must not be exceeded by more than 10% as this will result in reduced life expectancy.
The company reserves the right to change specifications without notice.

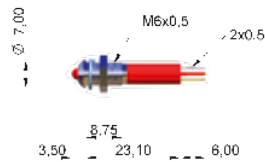
Q-SERIES 6mmØ Panel Mounting LED Indicator

Technical Drawings


PROMINENT BEZEL



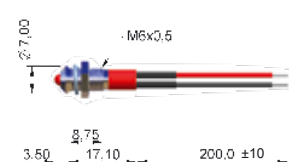
SOLDER LUG/FASTONS



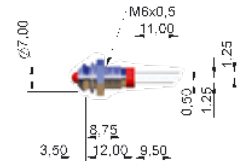
PINS



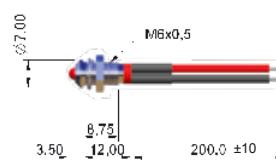
WIRES



SHORT BODY PINS



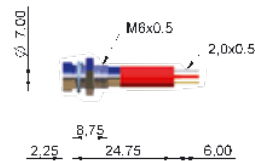
SHORT BODY WIRES




RECESSED BEZEL



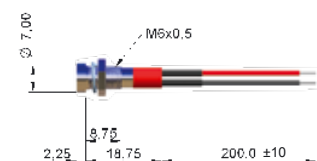
SOLDER LUG/FASTONS



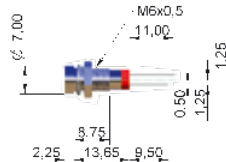
PINS



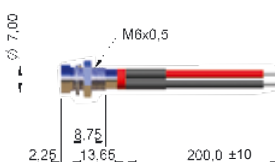
WIRES



SHORT BODY PINS



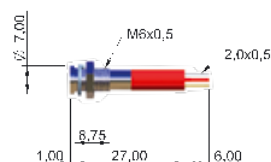
SHORT BODY WIRES




FLUSH BEZEL




SOLDER LUG/FASTONS



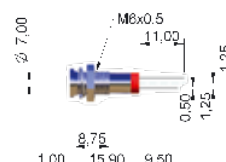
PINS



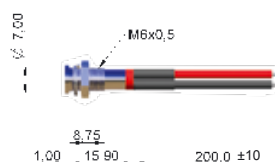
WIRES



SHORT BODY PINS



SHORT BODY WIRES



Note: The company reserves the right to change specifications without notice.

www.apem.com

Q-SERIES 6mmØ Panel Mounting LED Indicator

Order Overview

STANDARD OPTIONS

The Q6 Series is available with a range of standard options, to specify your LED, simply choose one option from each column. An example is shown below.

Q	6	P	1	B	XX	G	12	E
SERIES	MOUNTING HOLE	BEZEL STYLE	TERMINALS	BEZEL FINISH	TYPE OF ILLUMINATION	LED COLOUR	VOLTAGE	SEALING
Q	6 = Ø6mm	P = Prominent R = Recessed F = Flush	1 = Solder Lug/ Fastons (2.0 x 0.5) 2 = Pins 3 = Wires 6 = Short body Pins 7 = Short body Wires	C = Bright Chrome B = Black Chrome G = Satin Grey	XX = Fixed Light KK = Flashing Light YY = Bi-colour	R = Red G = Green Y = Yellow B = Blue W = White SR = Super Bright Red SG = Super Bright Green SY = Super Bright Yellow SB = Super Bright Blue SW = Super Bright White RG = Red/Green RY = Red/Yellow GY = Green/Yellow	02 = 2VDC 06 = 6VDC 12 = 12VDC 12A = 12VAC/DC 24 = 24VDC 24A = 24VAC/DC 28 = 28VDC 28A = 28VAC/DC	(Blank) = Unsealed E = IP67

Example Q6P1BXXG12E

Ø6mm, prominent bezel, solder lug terminals, black chrome finish, fixed light, green, 12volt DC LED, IP67 Panel Seal



- Gold Faston terminal denotes Anode (+), silver terminal denotes Cathode (-)
- Standard wire length is 200mm, 24AWG, red wire denotes Anode (+), black wire denotes Cathode (-) for other wire lengths consult APEM
- For LEDs with alternate voltages consult APEM
- Bi-colour LEDs, by connecting the gold Faston (+) one colour is produced, by reversing the supply voltage another colour is produced – Bi-colours are available up to 28VDC
- Take care when soldering to the Faston terminals
- Short body options are only available up to 24VDC
- Maximum panel thickness 7mm
- For behind panel epoxy sealed options please contact APEM
- For resistorless versions (02) please pay attention to the forward voltage