



# ENFIS UNO Tag Array Amber 595nm

Smart, powerful, compact, efficient, reliable light

## Features & Benefits

- Intense, high-power Amber spot source
- Ultra-high power density
- Long-life and reliable, high-performance due to excellent thermal conductivity

## Outline Specification

- 1400 mW Typical Radiant Flux
- 625 Lumens Typical Luminous Flux
- 0.5cm<sup>2</sup> Aperture
- 2800mW/cm<sup>2</sup> Power density
- Input Power: 38W
- Typical thermal resistance <0.7°C/W

## Light Engine Integration

Enfis can eliminate the time, cost and risk of integration by offering our arrays as part of a complete light engine solution

## Thermal Management

Enfis arrays are designed to provide excellent thermal conductivity and to be integrated effectively with thermal hardware to ensure optimum performance and life

## Optics



Enfis Uno arrays provide excellent spot source with Lambertian emission characteristics. Enfis technical experts can advise a range of optical solutions to match your requirements.

## Power Management

Enfis provides a range of feature-rich, powerful drivers and power supplies for our arrays. Our applications team can provide you with a solution for your specific requirements.

## Applications & Markets

- Architectural lighting
- Entertainment lighting
- Medical treatment
- Backlighting
- Traffic lights
- Illumination
- Effect lighting



ENFIS LIMITED  
Technium 2, Kings Road,  
Swansea Waterfront,  
Swansea, SA18PJ, UK  
Tel +44 (0)1792 485660  
Fax +44 (0)1792 485537  
www.enfis.com  
info@enfis.com

**ENFIS** 

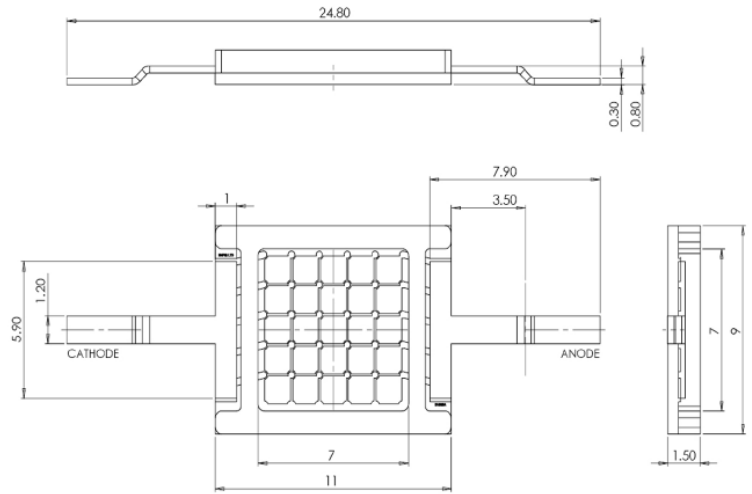


# ENFIS UNO Tag Array Amber 595nm

## Technical Specification

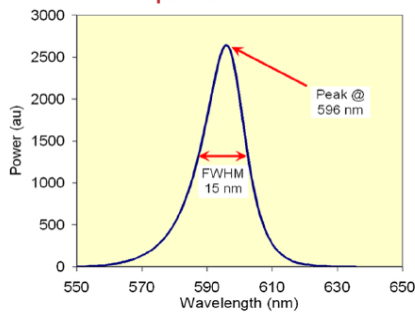
### Electro-Optical Characteristics

Item	Min	Typ	Max
Rated Current If (mA)		3200	
Forward Voltage Vf (Volts)	10	12	15
Peak Wavelength λp (nm)	590	595	605
Dominant Wavelength λd (nm)	587	592	602
Spectral Width Δλ (nm)	10	15	20
Total Radiant Flux ΦR (mW)	1200	1400	
Radiant Flux Density ΦR/A (mW/cm <sup>2</sup> )	2400	2800	
Total Luminous Flux ΦL (Lumens)	550	625	
Luminous Flux Density ΦL/A (lm/cm <sup>2</sup> )	1100	1250	
Total Electrical Power P (W)		38	

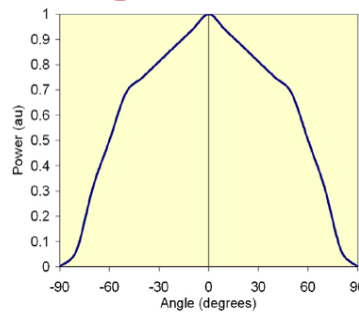


All measurements performed at a heatsink temperature of 25°C

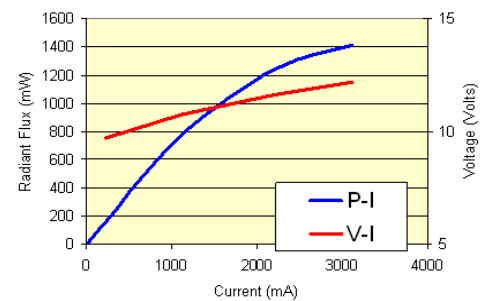
#### Spectral Data



#### Angular Distribution



#### LIV Graph



#### Heat Generation

Proper thermal design of the end product is of paramount importance. The operational junction temperature of each LED chip should be kept below 125°C. Please contact Enfis for further support in this matter.

#### Handling LED Array

Contact with the encapsulation on the surface of the LED array must be avoided to prevent damage. Do not apply pressure to the encapsulation or allow it to come into contact with sharp objects. During operation the encapsulation will be hot and contact should be avoided

#### Static Electricity

Care must be taken when handling, these products are sensitive to static electricity.

Observe static handling precautions.



#### Cleaning

Avoid touching the LED array surface. To clean—BLOW surface with either dry air or nitrogen gas

#### Eye Safety Precautions

The light output of the products may cause injuries to human eyes in circumstances where the products are viewed directly with unshielded eyes for more than a few seconds.

Please refer to IEC 60825-1:2001 for further information



ENFIS LIMITED  
Technium 2, Kings Road,  
Swansea Waterfront,  
Swansea, SA18PJ, UK  
Tel +44 (0)1792 485660  
Fax +44 (0)1792 485537  
www.enfis.com  
info@enfis.com

