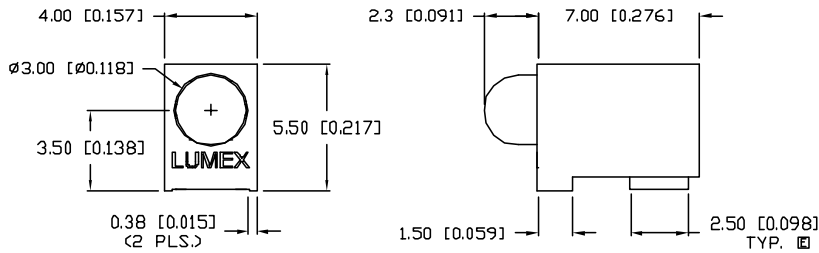
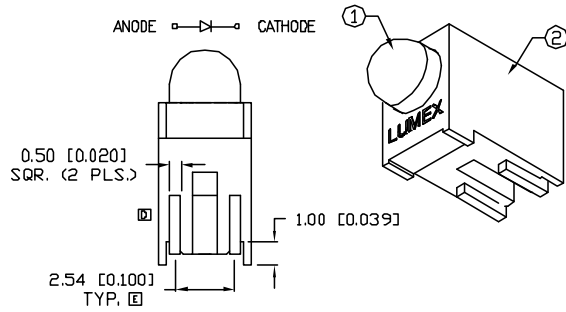


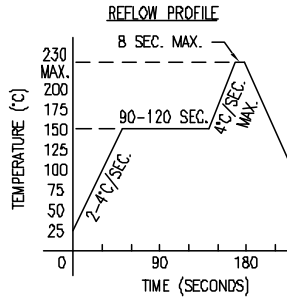
UNCONTROLLED DOCUMENT



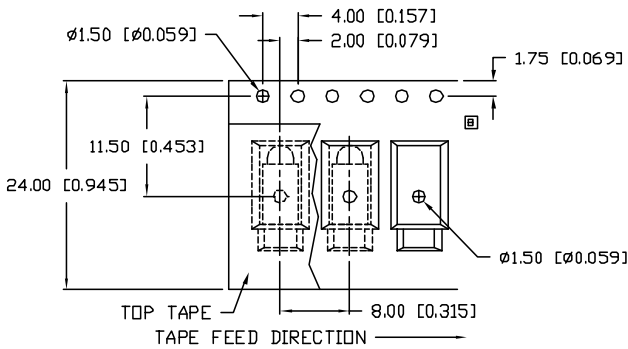
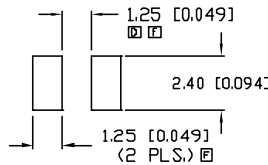
ANODE \rightarrow CATHODE



PATENT PENDING



RECOMMENDED SOLDER PAD LAYOUT



*UNLESS OTHERWISE SPECIFIED TOLERANCES PER DECIMAL PRECISION ARE: X=±1 (±0.039), XX=±0.5 (±0.020), XXX=±0.25 (±0.010), XXXX=±0.127 (±0.005). LEAD SIZE=±0.05 (±0.002), LEAD LENGTH=±0.75 (±0.030), MIN= -0.000 DECIMAL PRECISION MAX.= +0.000 DECIMAL PRECISION

PART NUMBER
 SSF-LXH305AD(-TR)

REV.
 F

REV.	E.C.N. NUMBER AND REVISION COMMENTS	DATE
A	E.C.N. #10BRDR. & REDRAWN.	10.15.97
B	E.C.N. #10625.	5.22.00
C	E.C.N. #10683.	11.30.00
D	E.C.N. #10782.	11.6.01
E	E.C.N. #10855.	4.22.02
F	E.C.N. #10864.	5.15.02

ELECTRO-OPTICAL CHARACTERISTICS $T_A=25^\circ\text{C}$ $I_f=20\text{mA}$					
PARAMETER	MIN	TYP	MAX	UNITS	TEST COND
PEAK WAVELENGTH		610		nm	
FORWARD VOLTAGE		2.0	2.5	V _f	
REVERSE VOLTAGE	5.0			V _r	$I_f=100\mu\text{A}$
AXIAL INTENSITY		40		mcd	$I_f=20\text{mA}$
VIEWING ANGLE		60		2x theta	
EMITTED COLOR:	AMBER				
EPOXY LENS FINISH:	AMBER DIFFUSED				

LIMITS OF SAFE OPERATION AT 25°C

PARAMETER	MAX	UNITS
PEAK FORWARD CURRENT*	150	mA
STEADY CURRENT	30	mA
POWER DISSIPATION	105	mW
DERATE FROM 25°C	-1.6	mW/°C
OPERATING, STORAGE TEMP.	-40 TO +85	°C
SOLDERING TEMP.	+230	°C
		3 SEC. MAX

* $t < 10\mu\text{s}$

NOTES:

1. SSL-LXH305F4AD, AMBER LED.
2. SSH-LXH305, BLACK HOLDER.
3. -TR SUFFIX TO DESIGNATE TAPE AND REEL SUPPLIED.
4. CARRIER TAPE #LXP-CARRIER24-56.

UNCONTROLLED DOCUMENT

REV. F	PART NUMBER SSF-LXH305AD(-TR)
-----------	----------------------------------

CONFIDENTIAL INFORMATION
 THE INFORMATION CONTAINED IN THIS DOCUMENT IS THE PROPERTY OF LUMEX INC. EXCEPT AS SPECIFICALLY AUTHORIZED IN WRITING BY LUMEX INC., THE HOLDER OF THIS DOCUMENT SHALL KEEP ALL INFORMATION CONTAINED HEREIN CONFIDENTIAL AND SHALL PROTECT SAME IN WHOLE OR IN PART FROM DISCLOSURE AND DISSEMINATION TO ALL THIRD PARTIES.



290 E. HELEN ROAD
 PALATINE, IL 60067-6976
 PHONE: +1.847.359.2790
 US WEB: www.lumex.com
 TW WEB: www.lumex.com.tw

T-3mm (T-1) RIGHT ANGLE SURFACE MOUNT LED,
 610nm AMBER LED,
 AMBER DIFFUSED LENS, TAPE AND REEL.

RELIABILITY NOTE
 OUR MANY YEARS OF EXPERIENCE DATA ACCUMULATION INDICATE THAT SOLDER HEAT IS A MAJOR CAUSE OF EARLY AND FUTURE FAILURE. PLEASE PAY ATTENTION TO YOUR SOLDERING PROCESS.

DRAWN BY: BC	CHECKED BY:	APPROVED BY:	DATE: 7.26.95 PAGE: 1 OF 1 SCALE: N/A
-----------------	-------------	--------------	---------------------------------------------