

DIALIGHT PART NUMBER	LED & LENS COLOR	OPERATING CHARACTERISTICS AT 25°C AMBIENT								
		LUMINOUS INTENSITY @ I _F = 10 mA (mcd)		FORWARD VOLTAGE @ I _F = 10 mA (V)		FORWARD CURRENT @ V _F = 5 V [* @ V _F = 24 V] (mA)		DOMINANT WAVELENGTH (nm)	PEAK WAVELENGTH (nm)	VIEWING ANGLE (DEG)
		MIN	TYP	TYP	MAX	MIN	MAX	TYP	TYP	TYP
555-5001F	RED, TINTED, DIFFUSED	0.4	0.6	1.6	2.0	—	—	640	655	35
555-5003F	RED, TINTED, DIFFUSED, INT RES. 5V	1.0	2.5	—	—	3.7	8.7	640	655	35
555-5007F	RED, TINTED, DIFFUSED, INT RES. 5V	0.4	0.6	—	—	2.2	4.3	640	655	35
555-5008F	RED, TINTED, DIFFUSED, INT RES. 24V	0.4	0.6	—	—	2.3	4.1	640	655	35
555-5009F	RED, TINTED, DIFFUSED, INT RES. 5V	0.4	0.6	—	—	—	2.6	640	655	35
555-5301F	HI. PERF. GREEN, TINTED, DIFFUSED	6.3	25	2.1	2.7	—	—	569	565	35
555-5303F	HI. PERF. GREEN, TINTED, DIFF. INT RES. 5V	1.0	2.0	—	—	3.3	13.0	569	565	35
555-5401F	YELLOW, TINTED, DIFFUSED	16	50	2.0	2.4	—	—	585	583	35
555-5403F	YELLOW, TINTED, DIFFUSED, INT RES. 5V	1.6	5.0	—	—	3.3	5.3	585	583	35

REV	ECN NO	REVISIONS	DRN	CKD	APP	DATE
A	—	NEW RELEASE	KLJ	7.8.17	7.8.17	7/17/09

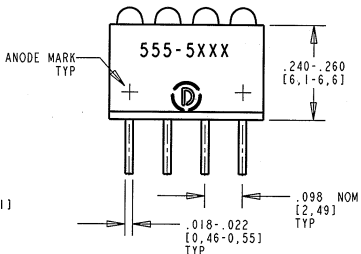
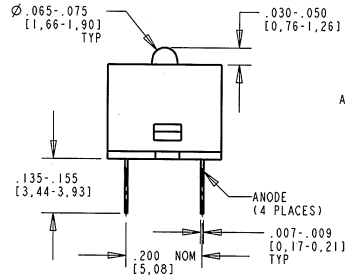
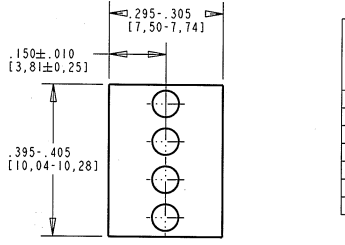


ATTENTION:
OBSERVE PRECAUTIONS FOR
HANDLING ELECTROSTATIC
SENSITIVE DEVICES

RoHS Compliant 555-5X0XF

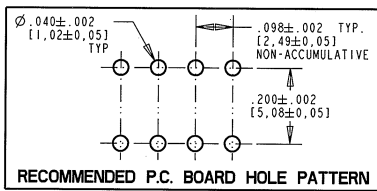
Part Numbers with the "F" suffix ending are RoHS Compliant.
Example: 555-5001F
Packaging is marked with "RoHS Compliant" label or equivalent markings. Parts can be wave soldered, dip soldered or hand soldered using typical lead-free soldering process with max 260°C temp. for 5 sec.

LED COLOR	ABSOLUTE MAXIMUM RATINGS AT 25°C AMBIENT					
	DC FORWARD VOLTAGE	DC FORWARD CURRENT	REVERSE VOLTAGE (I _R =100µA)	OPERATING TEMPERATURE (°C)	STORAGE TEMPERATURE (°C)	SOLDERING TEMPERATURE (FOR 5 SEC)
RED	—	50 mA	5 V	-55 to +100	-55 TO +100	260 °C
RED, INT RES. 5V	6 V	—	5 V	-40 to +85	-55 TO +100	260 °C
RED, INT RES. 24V	24 V	—	5 V	-40 to +85	-55 TO +100	260 °C
GREEN	—	30 mA	5 V	-40 to +100	-55 TO +100	260 °C
GREEN, INT RES. 5V	6 V	—	5 V	-20 to +85	-55 TO +100	260 °C
YELLOW	—	20 mA	5 V	-55 to +100	-55 TO +100	260 °C
YELLOW, INT RES. 5V	6 V	—	5 V	-40 to +85	-55 TO +100	260 °C



NOTES:

- LED LEAD DIMENSIONS SHOWN ARE MEASURED AT HOUSING EXIT.
- LEADS TO FIT INTO HOLES SPACED AS PER PATTERN.
- LED LEADS - PURE Sn PLATING OVER OLIN 194 COPPER ALLOY BASE METAL
- PIN NUMBERS FOR REFERENCE ONLY, DESIGNATION NON-EXISTENT ON PART.
- DIALIGHT PART NUMBERS: 555-5X0XF.
- THIS ASSEMBLY CONTAINS ELECTROSTATIC DISCHARGE SENSITIVE DEVICES (ESDS). MAINTAIN ALL PRECAUTIONARY MEASURES DURING ASSEMBLY, HANDLING, AND STORAGE IN ACCORDANCE WITH IPC-A-610.



THIS DRAWING AND THE CONTENTS HEREIN ARE CONFIDENTIAL AND THE SOLE PROPERTY OF DIALIGHT. REPRODUCTION OF THIS DRAWING OR CONSTRUCTION OF ANY PARTS WITHIN THIS DRAWING ARE FORBIDDEN WITHOUT THE WRITTEN CONSENT OF DIALIGHT.		
SCALE: 4.000	DRAWING NUMBER	REV
ALL DIM'S IN: INCHES (MM)	C-17708	A
TOLERANCES: UNLESS OTHERWISE SPECIFIED	TITLE Ø2mm QUAD CBI TOP VIEW	
FRACTIONS: 1/64	MATERIAL RoHS COMPLIANT	
DECIMALS (.XX): ±.02	Dialight 1501 ROUTE 34 SOUTH FARMINGDALE, NJ 07127	
DECIMALS (.XXX): ±.015	FSC 83330	
ANGLES: ±3°	SHEET 1 OF 1 FAMILY TABLE	
FINISH:		