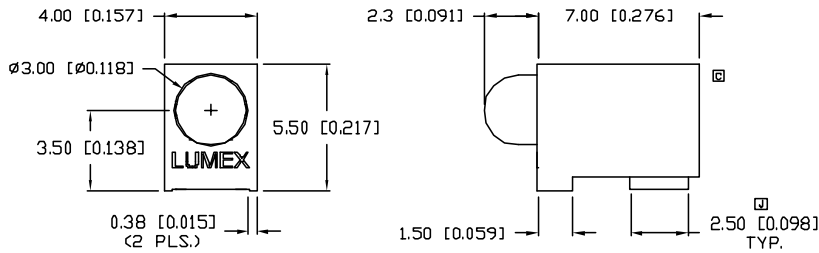
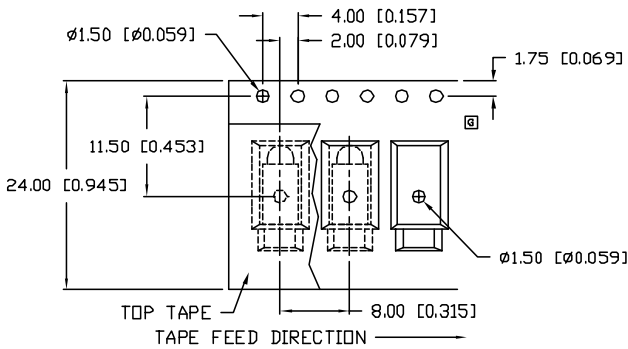
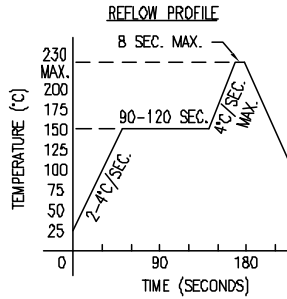
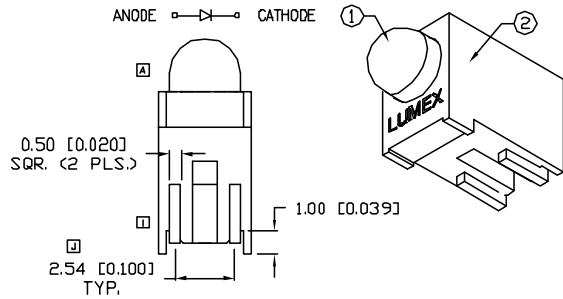


UNCONTROLLED DOCUMENT

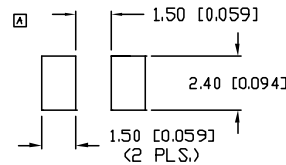


ANODE \rightarrow CATHODE

PATENT PENDING



RECOMMENDED SOLDER PAD LAYOUT



*UNLESS OTHERWISE SPECIFIED TOLERANCES PER DECIMAL PRECISION ARE: X=±1 (±0.039), XX=±0.5 (±0.020), XXX=±0.25 (±0.010), XXXX=±0.127 (±0.005).

PART NUMBER		REV.
SSF-LXH305ID(-TR)		J
REV.	E.C.N. NUMBER AND REVISION COMMENTS	DATE
A	ADDED SOLDER PROFILE.	5.13.94
B	UPDATED SAFE OPER SPECS.	9.12.94
C	UPDATED SAFE OPER SPECS.	11.16.94
D	CORRECTED PROTRUSION	3.13.95
E	ADDED TAPE AND REEL OPTION.	7.5.95
F	E.C.N. #10BRDR. & REDRAWN.	10.15.97
G	E.C.N. #10625.	5.22.00
H	E.C.N. #10683.	11.30.00
I	E.C.N. #10782.	11.6.01
J	E.C.N. #10855	4.22.02

ELECTRO-OPTICAL CHARACTERISTICS TA=25°C If=20mA					
PARAMETER	MIN	TYP	MAX	UNITS	TEST COND
PEAK WAVELENGTH		635		nm	
FORWARD VOLTAGE		2.0	2.5	Vf	
REVERSE VOLTAGE	5.0			Vr	If=100µA
AXIAL INTENSITY		40		mcd	If=20mA
VIEWING ANGLE		60		2x theta	
EMITTED COLOR:	RED				
EPOXY LENS FINISH:	RED DIFFUSED				

LIMITS OF SAFE OPERATION AT 25°C		
PARAMETER	MAX	UNITS
PEAK FORWARD CURRENT*	150	mA
STEADY CURRENT	30	mA
POWER DISSIPATION	105	mW
DERATE FROM 25°C	-1.6	mW/°C
OPERATING, STORAGE TEMP.	-40 TO +85	°C
SOLDERING TEMP.	+230	°C
		3 SEC. MAX

* t<10µS

NOTES:

- SSL-LX305F4D, RED LED.
- SSH-LXH305, BLACK HOLDER.
- TR SUFFIX TO DESIGNATE TAPE AND REEL SUPPLIED.

④ ④ 4. CARRIER TAPE #LXP-CARRIER24-56.

UNCONTROLLED DOCUMENT

LEAD SIZE=±0.05 (±0.002), LEAD LENGTH=±0.75 (±0.030), MIN= -0.000, MAX.= +0.000 DECIMAL PRECISION

REV.	PART NUMBER
J	SSF-LXH305ID(-TR)

CONFIDENTIAL INFORMATION
THE INFORMATION CONTAINED IN THIS DOCUMENT IS THE PROPERTY OF LUMEX INC. EXCEPT AS SPECIFICALLY AUTHORIZED IN WRITING BY LUMEX INC., THE HOLDER OF THIS DOCUMENT SHALL KEEP ALL INFORMATION CONTAINED HEREIN CONFIDENTIAL AND SHALL PROTECT SAME IN WHOLE OR IN PART FROM DISCLOSURE AND DISSEMINATION TO ALL THIRD PARTIES.



290 E. HELEN ROAD
PALATINE, IL 60067-6976
PHONE: +1.847.359.2790
US WEB: www.lumex.com
TW WEB: www.lumex.com.tw

T-3mm (T-1) RIGHT ANGLE SURFACE MOUNT LED,
635nm RED LED,
RED DIFFUSED LENS, TAPE AND REEL

RELIABILITY NOTE
OUR MANY YEARS OF EXPERIENCE DATA ACCUMULATION INDICATE THAT SOLDER HEAT IS A MAJOR CAUSE OF EARLY AND FUTURE FAILURE. PLEASE PAY ATTENTION TO YOUR SOLDERING PROCESS.

DRAWN BY: BC	CHECKED BY:	APPROVED BY:	DATE: 3.3.94
			PAGE: 1 OF 1
			SCALE: N/A