



Pb Free

# Specification

## SSC-LCW100Z1

**Preliminary**  
**(Rev 2.3 - 090826)**

SSC		Customer
Drawn	Approval	Approval

SSC-LCW100Z1

Revision 2.3

www.ZLED.com

서식번호 : SSC-QP-7-07-25 (Rev.0.0)

# [ Contents ]

1. **Description**
2. **Absolute maximum ratings**
3. **Electro-optical characteristics**
4. **Electro-Optical characteristic diagram**
5. **Reliability Test**
6. **Binning & Labeling**
7. **Outline Dimension**
8. **Reel Structure**
9. **Packing**
10. **Soldering profile**
11. **Precaution for Use**

# SSC-LCW100Z1

## 1. Description

- Small size suitable for compact appliances.
- Surface-mounted chip LED device.
- Pb-free and RoHS complaint component.
- High brightness, High efficiency
- Tape and Reel packing.
- Increases the life time of battery.



## SSC-LCW100Z1

### Features

- 3.5 X 2.8 X 1.6 mm
- Emitted Color : White
- CIE chromaticity
  - x : 0.32      y : 0.32
  - x : 0.37      y : 0.37
  - x : 0.44      y : 0.41

Material : InGaN

### Applications

- Array lighting
- Other decoration lighting
- Information Boards
- Lighting for Small Size Device.

SSC-LCW100Z1

Revision 2.3

[www.ZLED.com](http://www.ZLED.com)

서식번호 : SSC-QP-7-07-25 (Rev.0.0)

## 2. Absolute maximum ratings

(Ta=25°C)

Parameter	Symbol	Value	Unit
Power Dissipation	$P_d$	175	mW
Forward Current	$I_F$	50	mA
Peak Forward Current	$I_{FM}^{*1}$	100	mA
ESD Sensitivity	HBM	10,000	V
Operation Temperature	$T_{opr.}$	-30 ~ 95	°C
Storage Temperature	$T_{stg.}$	-40 ~ 100	°C
Junction Temperature	$T_j.$	125	°C

 \*1  $I_{FM}$  conditions: Pulse width  $T_w \leq 0.1ms$  and Duty ratio  $\leq 1/10$ .

## 3. Electro-Optical Characteristics

(Ta=25°C)

Parameter-	Symbol	Condition	Min	Typ	Max	Unit
Forward Voltage	$V_F$	$I_F=20\text{ mA}$	-	3.2	-	V
Color Temperature	CCT	$I_F=20\text{ mA}$	2600	-	8200	K
Luminous Intensity [CIE X=0.33, Y=0.34]	$I_v$	$I_F=20\text{ mA}$		2000		mcd
Luminous Flux*2 [4,700 ~ 8,200 K]	$\Phi_v$	$I_F=20\text{ mA}$	-	6.6	-	lm
Luminous Flux*2 [2,600 ~ 4,700 K]		$I_F=20\text{ mA}$	-	5.3	-	
CRI [4,700 ~ 8,200 K]	Ra	$I_F=20\text{ mA}$		70		
CRI [2,600 ~ 4,700 K]		$I_F=20\text{ mA}$		80		
Viewing Angle*3	$2\theta_{1/2}$	$I_F=20\text{ mA}$	-	120	-	°
Thermal Resistance	$R\theta_{(J-C)}$	-		33		°C/W

 \*2  $\Phi_v$  is total luminous flux output as measured with an integrating sphere.

 \*3  $\theta_{1/2}$  is the off-axis where the luminous intensity is 1/2 the peak intensity.

[Note] All products confirm to the listed minimum and maximum specifications for electric and optical characteristics, when operated at 20mA within the maximum ratings shown above. All measurements were made under the standardized environment of SSC.

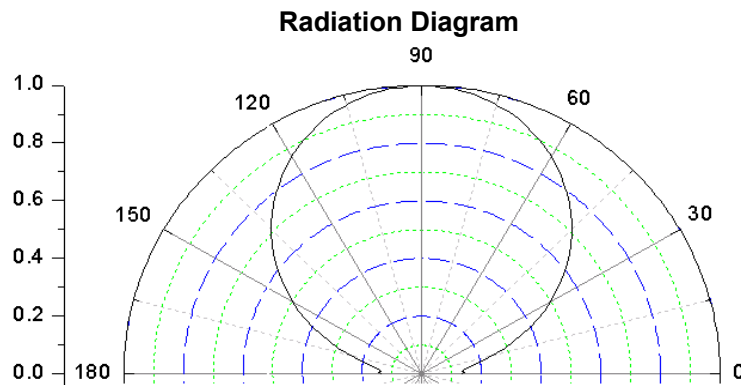
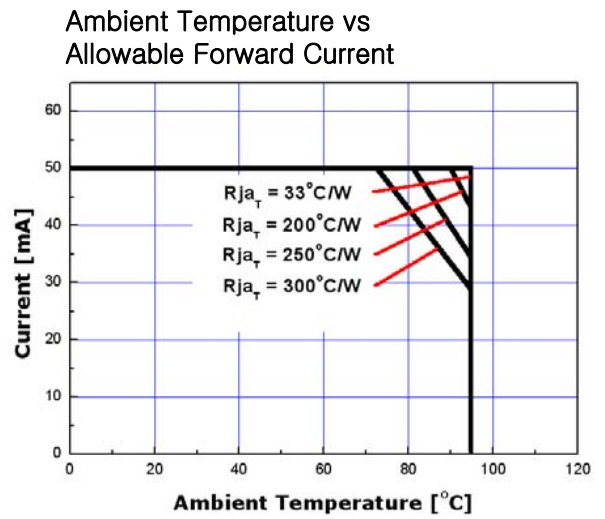
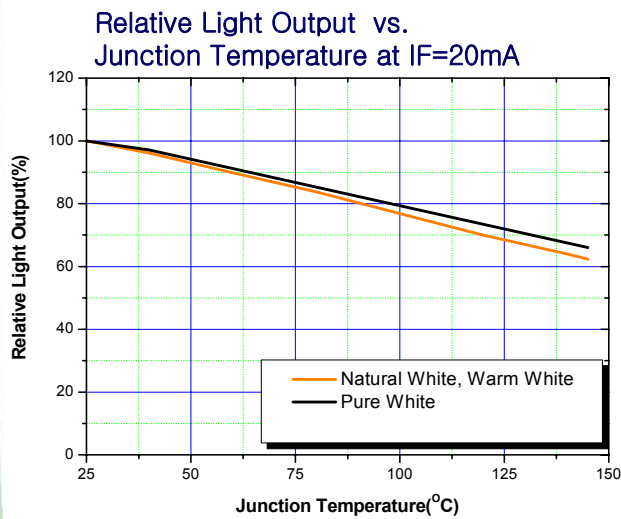
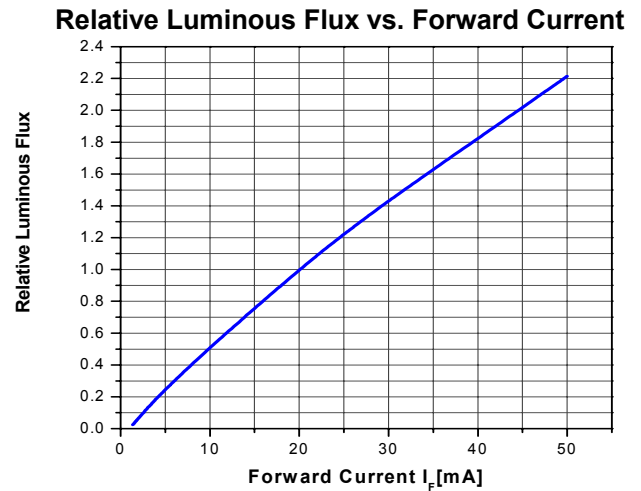
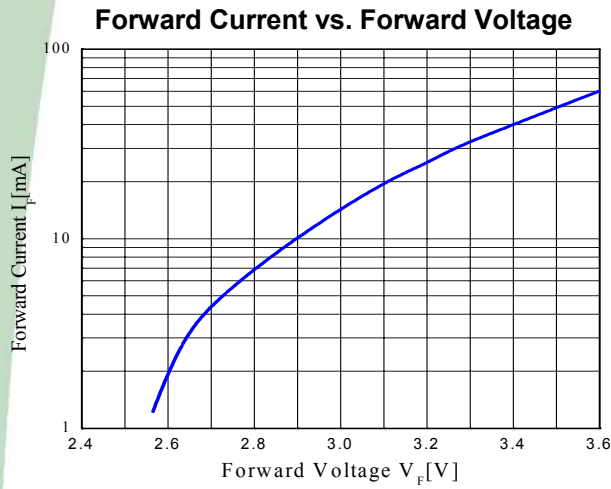
 (Tolerance :  $I_v \pm 10\%$ , color coordinate 0.01,  $V_F \pm 0.1\text{ V}$ )

**SSC-LCW100Z1**
**Revision 2.3**
**www.ZLED.com**

서식번호 : SSC-QP-7-07-25 (Rev.0.0)

### 4. Electro-Optical Characteristic Diagram

Ta = 25°



SSC-LCW100Z1

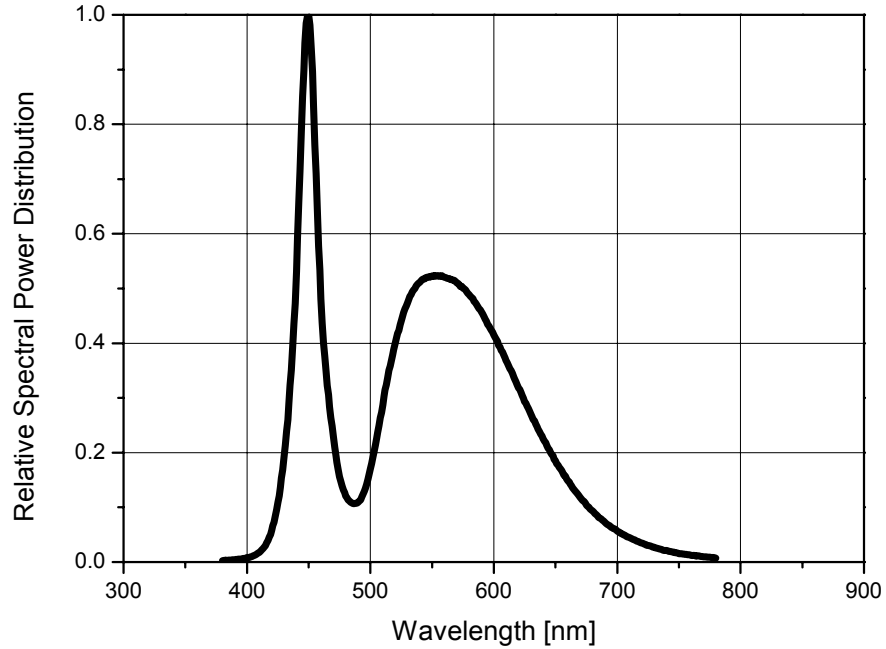
Revision 2.3

www.ZLED.com

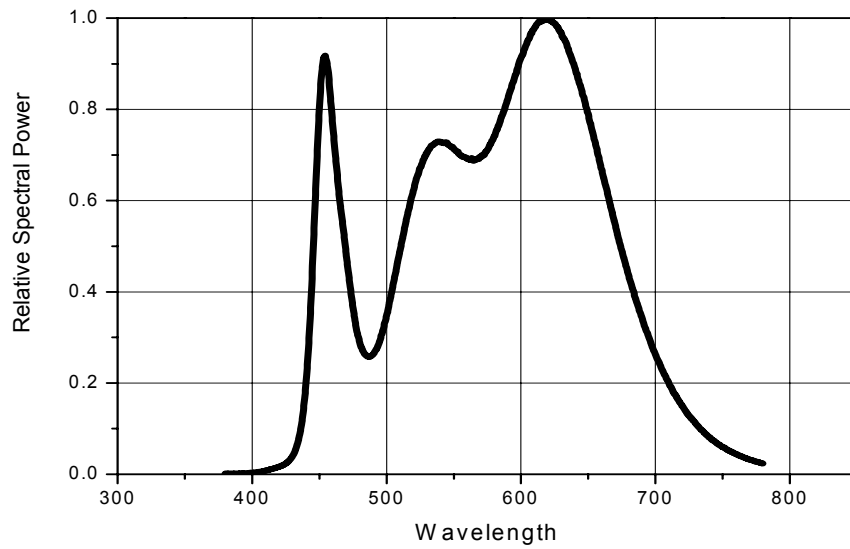
서식번호 : SSC-QP-7-07-25 (Rev.0.0)

Spectrum Distribution

1. 4700K ~ 8200K



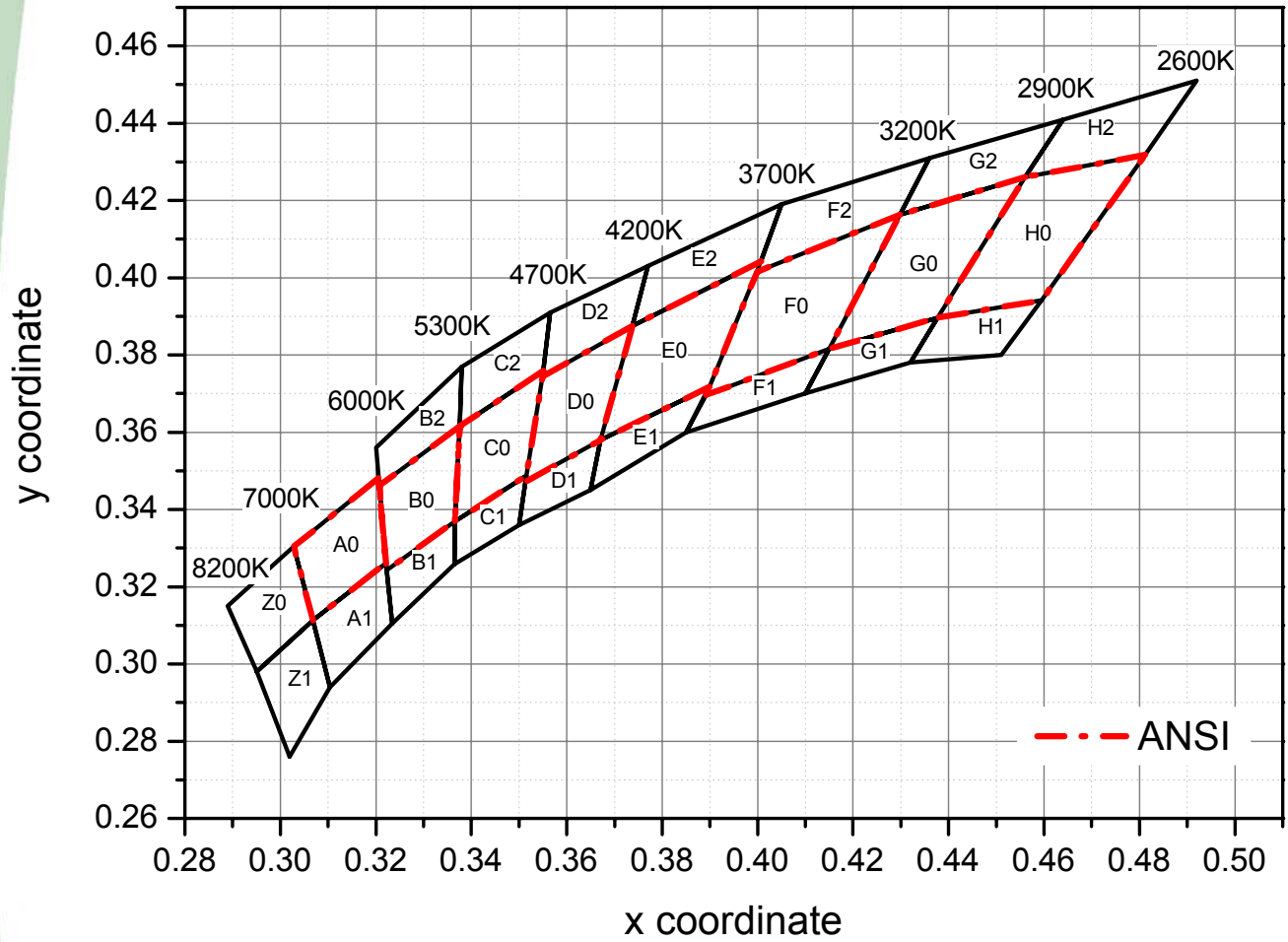
2. 2600K ~ 4700K



## 5. Reliability Test

Item	Test Conditions	Duration / Cycle	Number Of Damaged
Thermal Shock	$T_a = -40^{\circ}\text{C}$ (1 hour) ~ $85^{\circ}\text{C}$ (1 hour)	100 Cycle	0/22
Thermostable	$T_a = 85^{\circ}\text{C}$ , RH = 85% (24 hours Storage) → Reflow 3 cycle → Thermal Shock 30 Cycle		0/22
High Temperature Storage	$T_a = 85^{\circ}\text{C}$	1000 Hours	0/22
High Temp. High Humidity Storage	$T_a = 85^{\circ}\text{C}$ , RH = 85%	1000 Hours	0/22
Low Temperature Storage	$T_a = -40^{\circ}\text{C}$	1000 Hours	0/22
High Temp. High Humidity Life Test	$T_a = 60^{\circ}\text{C}$ , RH = 90%, $I_F = 20\text{mA}$	1000 Hours	0/22
High Temperature Life Test	$T_a = 85^{\circ}\text{C}$ , $I_F = 20\text{mA}$	1000 Hours	0/22

## 6. Binning & Labeling



SSC-LCW100Z1

Revision 2.3

www.ZLED.com

서식번호 : SSC-QP-7-07-25 (Rev.0.0)



**(1) Color Coordinate : x, y**

&lt;IF=20mA, Ta=25°C&gt;

8200~7000 K				7000~6000 K			
Z0		Z1		A0		A1	
x	y	x	y	x	y	x	y
0.2950	0.2980	0.3019	0.2760	0.3205	0.3481	0.3068	0.3113
0.2890	0.3150	0.2950	0.2980	0.3028	0.3304	0.3221	0.3261
0.3028	0.3304	0.3068	0.3113	0.3068	0.3113	0.3234	0.3105
0.3068	0.3113	0.3104	0.2940	0.3221	0.3261	0.3104	0.2940

6000~5300 K					
B0		B1		B2	
x	y	x	y	x	y
0.3376	0.3616	0.3222	0.3243	0.3376	0.3616
0.3207	0.3462	0.3234	0.3105	0.3380	0.3770
0.3222	0.3243	0.3365	0.3258	0.3200	0.3560
0.3366	0.3369	0.3366	0.3369	0.3207	0.3462

5300~4700 K					
C0		C1		C2	
x	y	x	y	x	y
0.3551	0.3760	0.3365	0.3258	0.3565	0.3910
0.3376	0.3616	0.3366	0.3369	0.3551	0.3760
0.3366	0.3369	0.3515	0.3487	0.3376	0.3616
0.3515	0.3487	0.3500	0.3360	0.3380	0.3770

SSC-LCW100Z1

Revision 2.3

[www.ZLED.com](http://www.ZLED.com)

서식번호 : SSC-QP-7-07-25 (Rev.0.0)

4700~4200 K					
D0		D1		D2	
x	y	x	y	x	y
0.3737	0.3875	0.3513	0.3471	0.3737	0.3875
0.3549	0.3743	0.3500	0.3360	0.3770	0.4030
0.3513	0.3471	0.3650	0.3450	0.3565	0.3910
0.3671	0.3580	0.3671	0.3580	0.3549	0.3743

4200~3700 K					
E0		E1		E2	
x	y	x	y	x	y
0.4007	0.4043	0.3650	0.3450	0.4050	0.4190
0.3737	0.3875	0.3671	0.3580	0.4007	0.4043
0.3671	0.3580	0.3898	0.3716	0.3737	0.3875
0.3900	0.3718	0.3850	0.3600	0.3770	0.4030

3700~3200 K					
F0		F1		F2	
x	y	x	y	x	y
0.4298	0.4163	0.3892	0.3695	0.4298	0.4163
0.3998	0.4015	0.3850	0.3600	0.4360	0.4310
0.3892	0.3695	0.4100	0.3700	0.4050	0.4190
0.4150	0.3816	0.4150	0.3816	0.3998	0.4015

3200~2900 K					
G0		G1		G2	
x	y	x	y	x	y
0.4560	0.4260	0.4100	0.3700	0.4640	0.4410
0.4298	0.4163	0.4150	0.3816	0.4560	0.4260
0.4150	0.3816	0.4377	0.3896	0.4298	0.4163
0.4377	0.3896	0.4320	0.3780	0.4360	0.4310

2900~2600K					
H0		H1		H2	
x	y	x	y	x	y
0.4812	0.4318	0.4377	0.3896	0.4812	0.4318
0.4560	0.4260	0.4320	0.3780	0.4920	0.4510
0.4377	0.3896	0.4510	0.3800	0.4640	0.4410
0.4595	0.3942	0.4595	0.3942	0.4560	0.4260

SSC-LCW100Z1

Revision 2.3

www.ZLED.com

서식번호 : SSC-QP-7-07-25 (Rev.0.0)

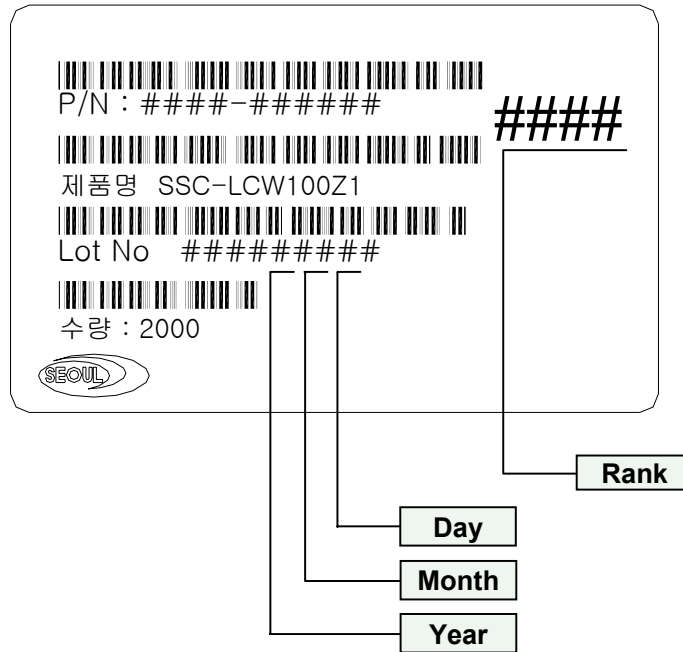
**(2) Luminous Intensity : LI [mcd] / Luminous Flux: LF [lm]**

Rank	IV [mcd]	LF [lm]	Condition
A	1270~1590	4.0~5.0	20mA
B	1590~1910	5.0~6.0	
C	1910~2230	6.0~7.0	
D	2230~2550	7.0~8.0	
E	2550~2860	8.0~9.0	
F	2860~3180	9.0~10.0	

**(3) Forward Voltage:  $V_F$  [V]**

Rank	$V_F$ [V]	Condition
A	2.70~2.95	20mA
B	2.95~3.20	
C	3.20~3.45	
D	3.45~3.70	

(4) Labeling



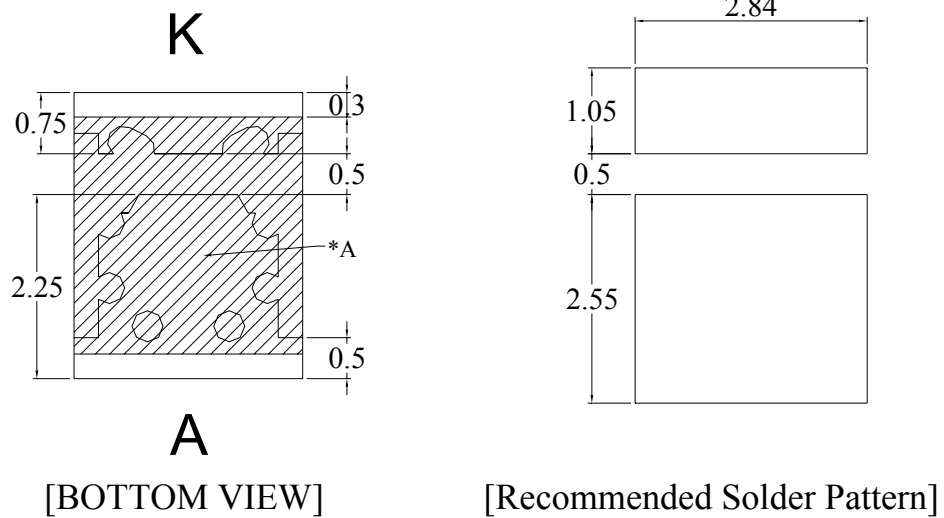
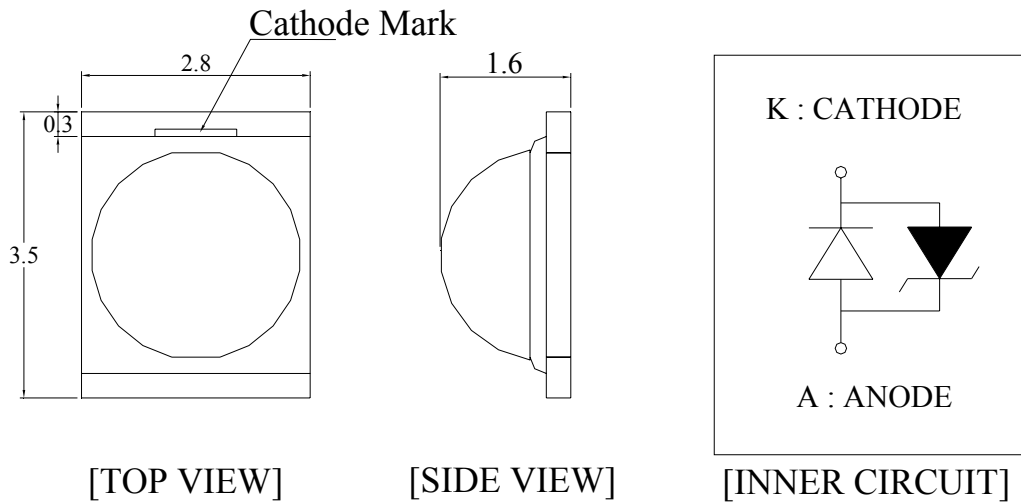
(5) Rank

#1#2#3#4

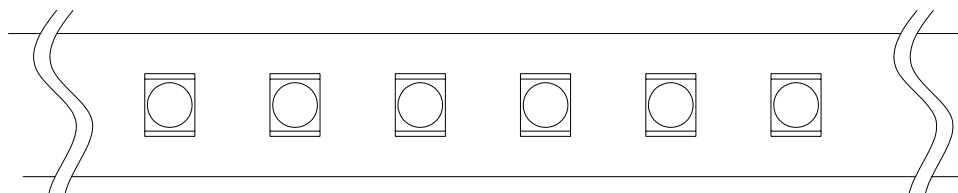
- #1 : Luminous Intensity : LI [mcd] / Luminous Flux : LF [lm]
- #2#3 : Color Coordinates : x, y
- #4 : Forward Voltage :  $V_F$  [V]

## 7. Outline Dimension

Tolerance:  $\pm 0.1$ , Unit: mm



\*A : This area can be covered with thin resin.



[Recommended Array Pattern]

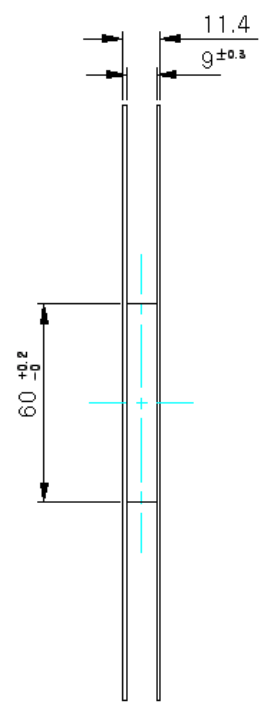
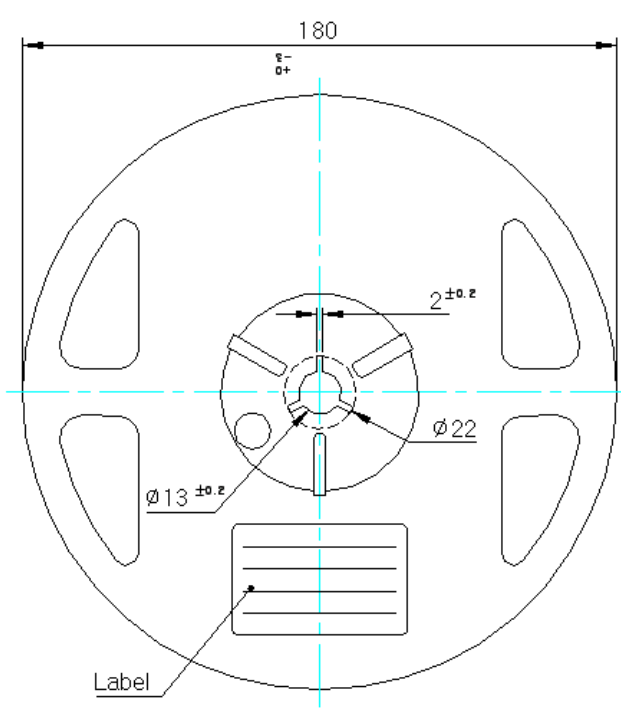
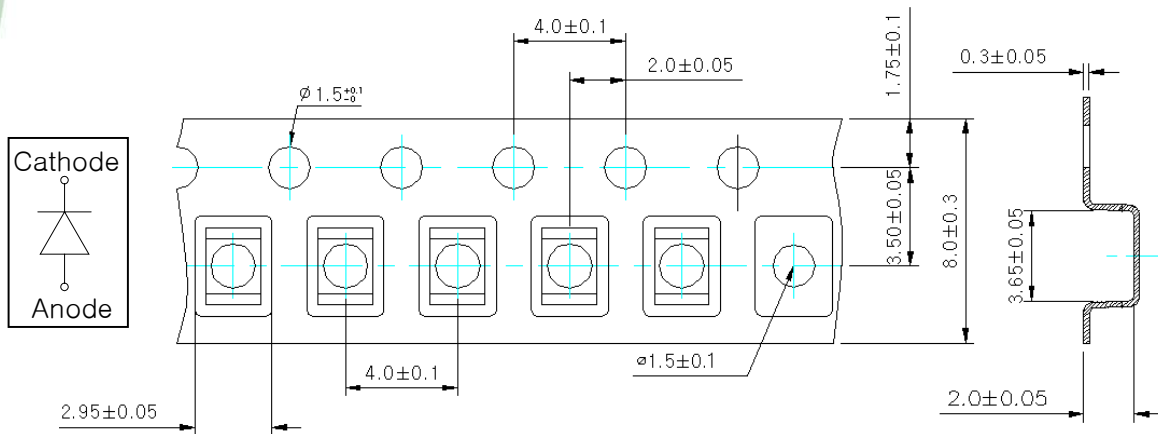
SSC-LCW100Z1

Revision 2.3

www.ZLED.com

서식번호 : SSC-QP-7-07-25 (Rev.0.0)

### 8. Reel Structure



Tolerance: ±0.2, Unit: mm

- (1) Quantity: 2,000pcs./Reel
- (2) Cumulative Tolerance: Cumulative Tolerance/10pitches to be ±0.2mm
- (3) Adhesion Strength of Cover Tape: Adhesion strength to be 0.1-0.7N when the over tape is turned off from the carrier tape at 10° angle to be the carrier tape.
- (4) Package: P/N, Manufacturing data Code No. and quantity to be indicated on a damp proof Package.

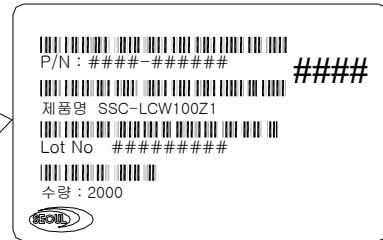
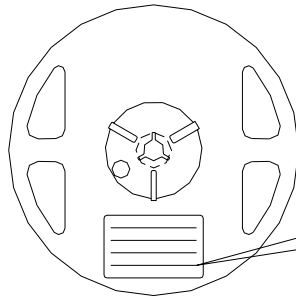
SSC-LCW100Z1

Revision 2.3

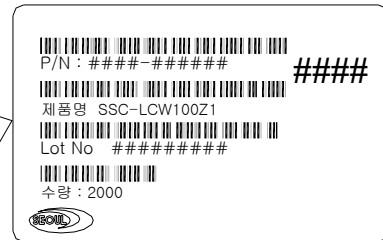
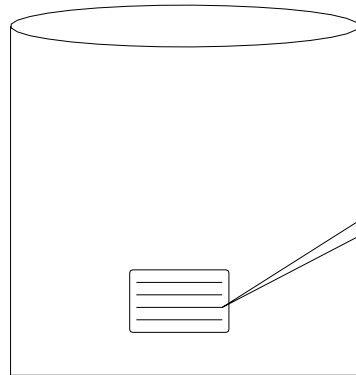
www.ZLED.com

### 9. Packing

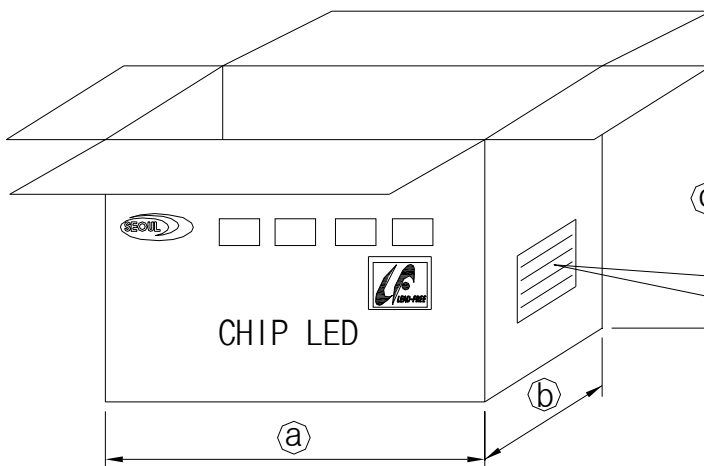
#### Reel



#### Aluminum Vinyl Bag

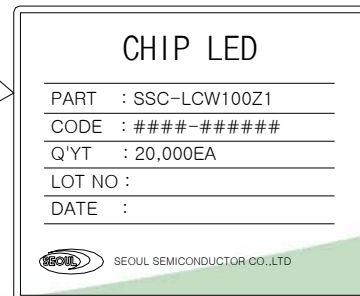


#### Outer Box



\*Material : Paper (SW3B(B))

TYPE	SIZE (mm)		
	(a)	(b)	(c)
7 inch	245	220	142



SSC-LCW100Z1

Revision 2.3

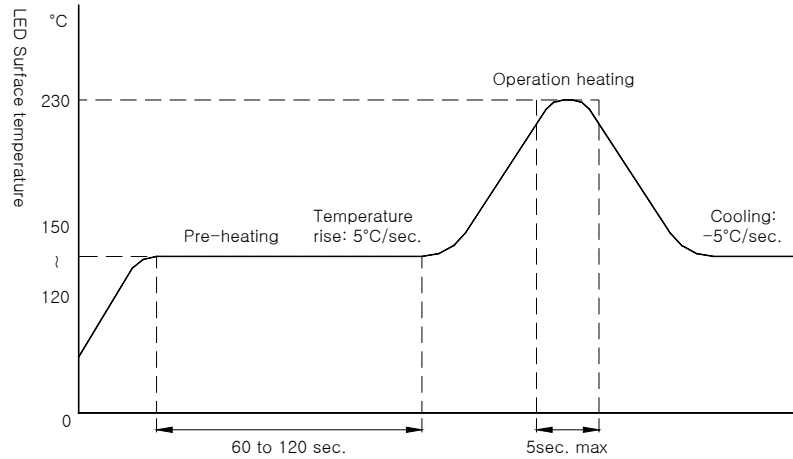
www.ZLED.com

## 10. Soldering profile

### Reflow Soldering Conditions/ Profile

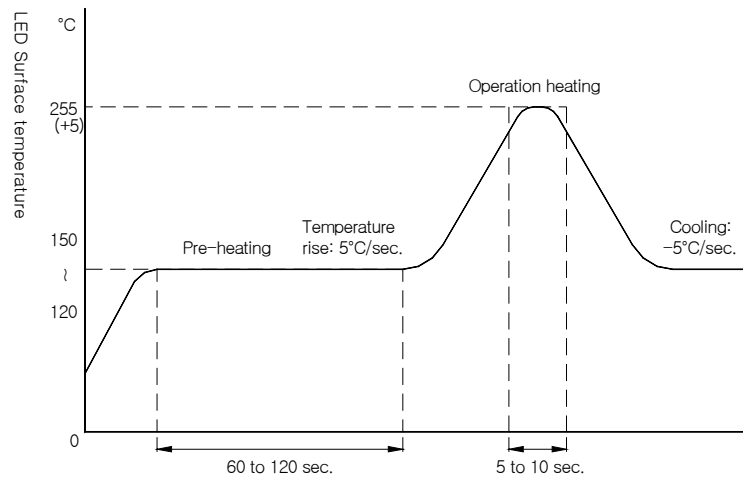
#### (1) Lead Solder

- Preliminary heating to be at 150 °C max. for 2 minutes max.
- Soldering heat to be at 230 ± 5 °C max. for 5 seconds max.



#### (2) Lead-Free Solder

- Preliminary heating to be at 150 °C max. for 2 minutes max.
- Soldering heat to be at 255 °C (+5/-0) °C max. for 10 seconds max.



#### (3) Hand Soldering Condition

- Not more than 1 seconds @MAX280 °C, under Soldering iron.

[Note] In case the soldered products are reused in soldering process, we don't guarantee the products. **CW100Z1**

Revision 2.3

www.ZLED.com



## 11. Precaution for Use

### 1. Storage

To avoid absorption of moisture, it is recommended to store parts in a dry box (or desiccator) with a desiccant. Otherwise, storage in the following environment is recommended.

※ Temperature : 5°C~30°C Humidity : 60%HR max.

2. Parts stored more than one week after opening or if desiccant indicator shower color changes, it is highly recommended that LED's should be baked for 10 ~ 12 hours at 60°C±5°C
3. LEDs must be stored at clean atmosphere. If the LEDs are stored for 3 months or more after shipment from SSC, storage in a sealed container with a nitrogen is recommended.
4. If the LED is considered to be wet, it is highly recommended that the LED should be dried for 100Hr at 80±5°C or 12Hr at 100±5°C.
5. Any mechanical force or excess vibration should be avoided during temperature cooling process to normal temperature after reflow.
6. Rapid cooling should be avoided
7. LED should not be placed on a flexible area of the PCB
8. This device should not be used in any type of fluid such as water, oil, organic solvent and etc. When washing is required, IPA should be used.
9. When the LED is operating in DC mode, the driving current should be determined after considering the thermal properties of the application and maximum ambient temperature requirements.
10. Damage prevention from ESD or Surge.
  - ☞ It is highly recommended to use the wrist-band or anti electrostatic gloves when handling the LED's
  - ☞ All devices, equipments and machines must be properly grounded