
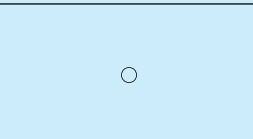
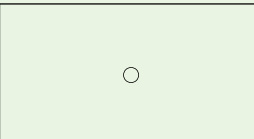



Tri-Color Top View 0604 <1.5×1.0 t=0.2mm> High Brightness Type

SMLP36 Series (under development)

PICOLED™-RGB

Target Spec.

Emitting Color	Part No.	Blue	Green	Red
Material		InGaN on SiC		
Package Size(mm)	 SMLP36RGB1W			
		1510(0604) 1.5×1.0(t=0.2)		

Absolute Maximum Ratings (Ta=25°C)

Part No.	Emitting color	Power dissipation P _D (mW)	Forward current I _F (mA)*1	Peak forward current I _{FP} (mA)*2	Reverse voltage V _R (V)	Operating temperature T _{opr} (°C)	Storage temperature T _{stg} (°C)
SMLP36	Blue	64	20	100	5	-30 to +85	-40 to +100
	Green						
	Red						

*1: The above absolute maximum ratings are valid for the case of lighting a single color. When lighting two colors at the same time, each of the figures in the absolute maximum ratings should be reduced down to 50% of it. When lighting three colors, it will be reduced down to 30% of it. (DC drive)

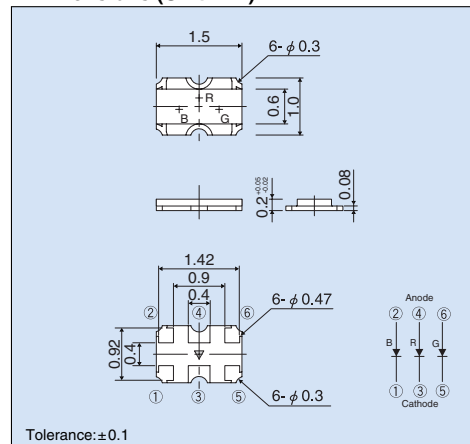
*2: Conditions of I_{FP}: Pulse width ≤ 1ms Duty ≤ 1/120

Electrical Optical Characteristics (Ta=25°C)

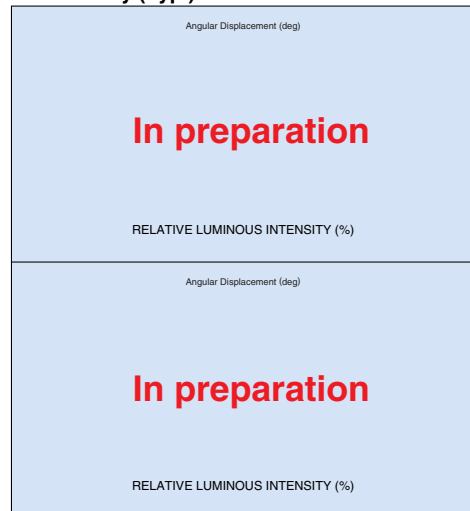
Part No.	Resin Color	Forward voltage V _F		Reverse current I _R		Light wavelength Dominant λ _D *3		Brightness I _v		
		Typ. (V)	I _F (mA)	Max. (μA)	V _R (V)	Typ. (nm)	I _F (mA)	Min. (mcd)	Typ. (mcd)	I _F (mA)
SMLP36	Milky White	3.0	5	100	5	470	5	9.0	18	5
		(3.2)				(28)		(50)		
		3.1				(20)		527	36	
		(3.3)				624	14	28	(20)	
		(2.2)					(56)	(100)		

*3: Measurement tolerance: ±2nm

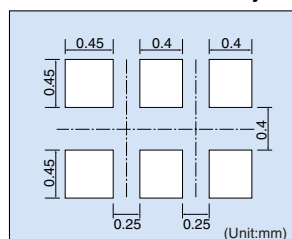
Dimensions (Unit:mm)



Directivity (Typ.)

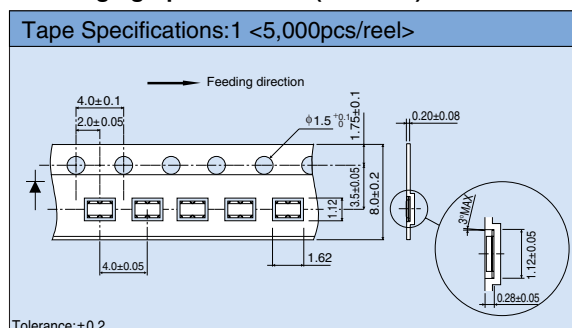


Recommended Pad Layout

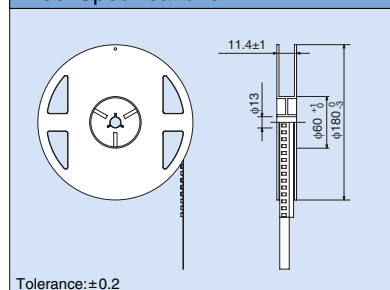


The recommended thickness of the screen mask for soldering is between 80 and 130μm. The hole size of the screen mask should be the same as the recommended land pattern or smaller.

Packaging Specifications (Unit:mm)



Reel Specifications



Notes

- No technical content pages of this document may be reproduced in any form or transmitted by any means without prior permission of ROHM CO.,LTD.
- The contents described herein are subject to change without notice. The specifications for the product described in this document are for reference only. Upon actual use, therefore, please request that specifications to be separately delivered.
- Application circuit diagrams and circuit constants contained herein are shown as examples of standard use and operation. Please pay careful attention to the peripheral conditions when designing circuits and deciding upon circuit constants in the set.
- Any data, including, but not limited to application circuit diagrams information, described herein are intended only as illustrations of such devices and not as the specifications for such devices. ROHM CO.,LTD. disclaims any warranty that any use of such devices shall be free from infringement of any third party's intellectual property rights or other proprietary rights, and further, assumes no liability of whatsoever nature in the event of any such infringement, or arising from or connected with or related to the use of such devices.
- Upon the sale of any such devices, other than for buyer's right to use such devices itself, resell or otherwise dispose of the same, no express or implied right or license to practice or commercially exploit any intellectual property rights or other proprietary rights owned or controlled by
- ROHM CO., LTD. is granted to any such buyer.
- Products listed in this document are no antiradiation design.

The products listed in this document are designed to be used with ordinary electronic equipment or devices (such as audio visual equipment, office-automation equipment, communications devices, electrical appliances and electronic toys).

Should you intend to use these products with equipment or devices which require an extremely high level of reliability and the malfunction of which would directly endanger human life (such as medical instruments, transportation equipment, aerospace machinery, nuclear-reactor controllers, fuel controllers and other safety devices), please be sure to consult with our sales representative in advance.

It is our top priority to supply products with the utmost quality and reliability. However, there is always a chance of failure due to unexpected factors. Therefore, please take into account the derating characteristics and allow for sufficient safety features, such as extra margin, anti-flammability, and fail-safe measures when designing in order to prevent possible accidents that may result in bodily harm or fire caused by component failure. ROHM cannot be held responsible for any damages arising from the use of the products under conditions out of the range of the specifications or due to non-compliance with the NOTES specified in this catalog.

Thank you for your accessing to ROHM product informations.

More detail product informations and catalogs are available, please contact your nearest sales office.

ROHM Customer Support System

THE AMERICAS / EUROPE / ASIA / JAPAN

www.rohm.com

Contact us : webmaster@rohm.co.jp