

SLI-580 / SLA-580 / SLA580 Series

Features

- Viewing angle 2θ 1/2 : 12°

Color Type ■ U ■ D ■ Y ■ M ■ E ■ B

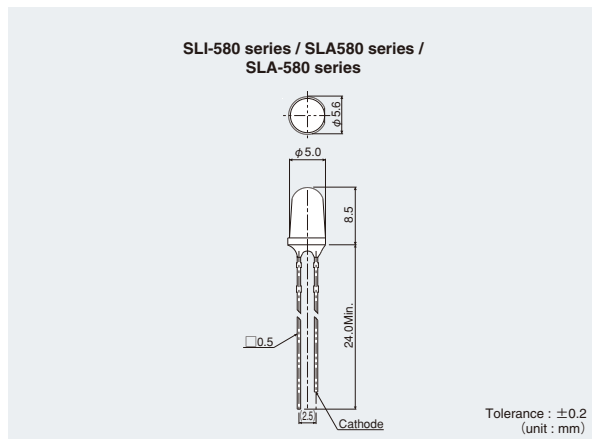
Specifications

Viewing angle 2θ 1/2 : 12°: High brightness

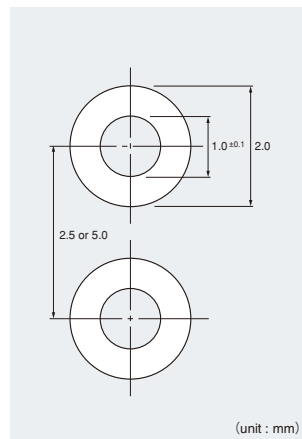
Part No.	Chip Structure	Emitting Color	Absolute Maximum Ratings (Ta=25°C)						Electrical and Optical Characteristics (Ta=25°C)													
			Power Dissipation Pd(mW)	Forward Current IF(mA)	Peak Forward Current IFP(mA)	Reverse Voltage VR(V)	Operating Temperature Topr(°C)	Storage Temperature Tstg(°C)	Forward Voltage VF Typ.(V)	IF(mA)	Reverse Current IR Max.(μA)	VR(V)	Dominant Wavelength λD Typ.(nm)	IF(mA)	Luminous Intensity Iv Min.(mcd)	Typ.(mcd)	IF(mA)					
■ SLI-580UT	AlGaInP on GaAs	Red	125	50	200*2	9	-30 to +85	-40 to +100	1.9	20	100	9	620	1350	2000	5000	20					
■ SLI-580DT		Orange											605									
■ SLI-580YT		Yellow											587									
■ SLA-580MT	GaP	Yellowish Green	75	25	60*1	4	-25 to +85	-30 to +100	2.3	20	10	4	572	200	470	20						
■ SLA580ECT	InGaN on SiC	Bluish Green	120	30	100*2	5	-20 to +80	-30 to +100	3.3				100				5	527	3000	8000	2000	4500
■ SLA580EC4T									3.2									900				
■ SLA580BCT									Blue	470	3.3	610		1500								
■ SLA580BC4T	3.2																					

* 1: Duty 1/5, 200Hz, * 2: Duty 1/10, 1kHz

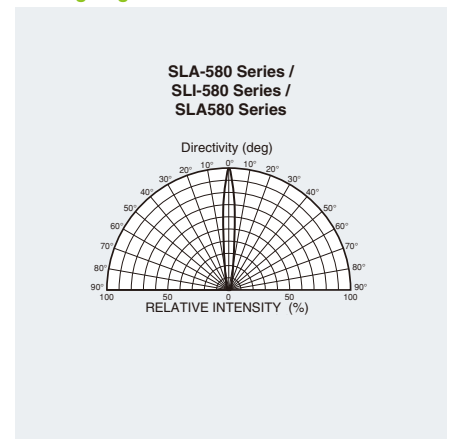
Dimensions



Recommended Solder Pattern

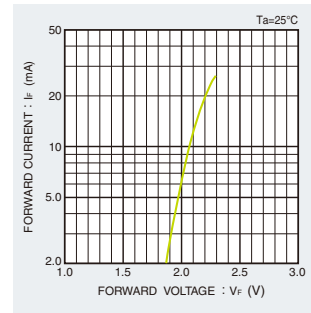
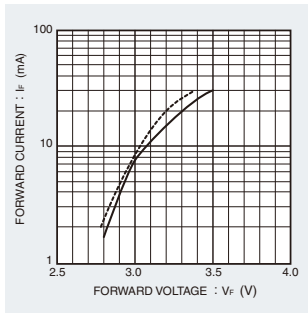
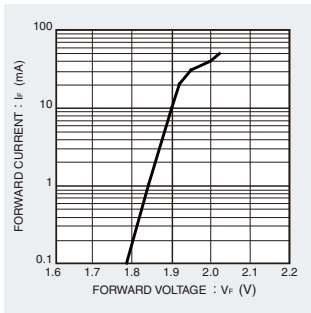


Viewing Angle

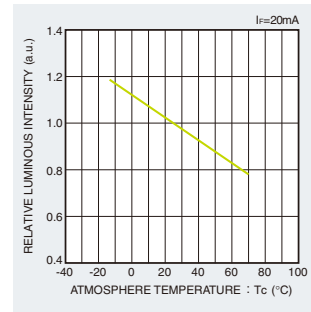
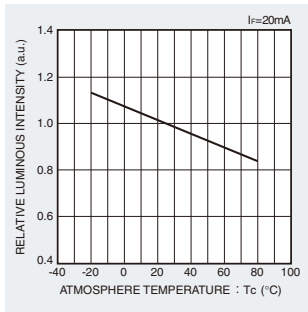
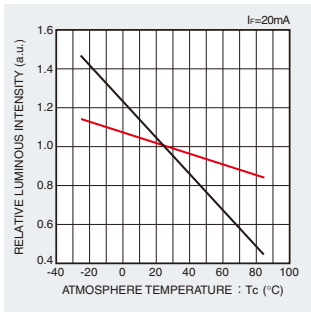


Electrical Characteristics Curves

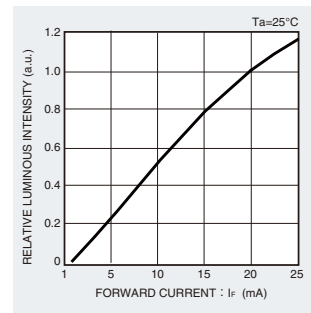
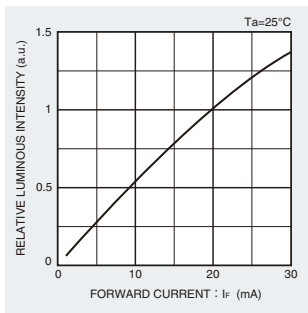
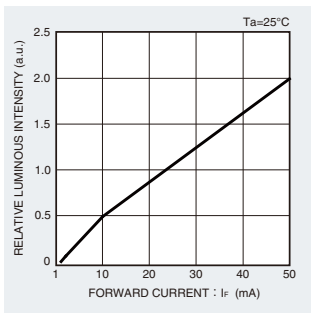
Forward Current-Forward Voltages



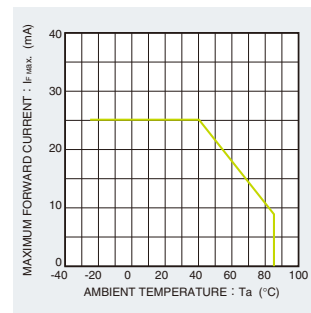
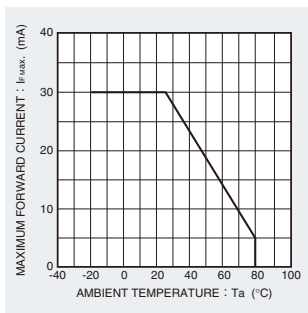
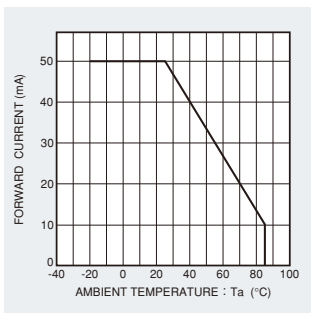
Luminous Intensity-Atmosphere Temperature



Luminous Intensity-Forward Current



Derating



SLI-580 / SLA-580 / SLA580 Series

Rank Reference of Brightness

Red (U)

(Ta=25°C, If=20mA)

Viewing angle (2θ1/2)	Resin Color	Brightness Rank															
		Brightness (mcd)	XE	XF	XG	XH	XJ	XK	XL	XM	XN	XP	XQ	XR	XS	XT	
10°	Transparent	47 to 68	68 to 100	100 to 150	150 to 220	220 to 330	330 to 470	470 to 680	680 to 1000	1000 to 1500	1500 to 2200	2200 to 3300	3300 to 4700	4700 to 6800	6800 to 10000		
φ5 Circular type	Colorless															SLI-580UT	

Orange (D)

(Ta=25°C, If=20mA)

Viewing angle (2θ1/2)	Resin Color	Brightness Rank															
		Brightness (mcd)	XE	XF	XG	XH	XJ	XK	XL	XM	XN	XP	XQ	XR	XS	XT	
10°	Transparent	47 to 68	68 to 100	100 to 150	150 to 220	220 to 330	330 to 470	470 to 680	680 to 1000	1000 to 1500	1500 to 2200	2200 to 3300	3300 to 4700	4700 to 6800	6800 to 10000		
φ5 Circular type	Colorless															SLI-580DT	

Yellow (Y)

(Ta=25°C, If=20mA)

Viewing angle (2θ1/2)	Resin Color	Brightness Rank															
		Brightness (mcd)	XE	XF	XG	XH	XJ	XK	XL	XM	XN	XP	XQ	XR	XS	XT	
10°	Transparent	47 to 68	68 to 100	100 to 150	150 to 220	220 to 330	330 to 470	470 to 680	680 to 1000	1000 to 1500	1500 to 2200	2200 to 3300	3300 to 4700	4700 to 6800	6800 to 10000		
φ3 Flat disc type	Colorless															SLI-580YT	

Green (M, E)

(Ta=25°C, If=20mA)

Viewing angle (2θ1/2)	Resin Color	Brightness Rank																		
		Brightness (mcd)	XA	XB	XC	XD	XE	XF	XG	XH	XJ	XK	XL	XM	XN	XP	XQ	XR	XS	XT
10°	Transparent	10 to 15	15 to 22	22 to 33	33 to 47	47 to 68	68 to 100	100 to 150	150 to 220	220 to 330	330 to 470	470 to 680	680 to 1000	1000 to 1500	1500 to 2200	2200 to 3300	3300 to 4700	4700 to 6800	6800 to 10000	10000 to 15000
φ5 Circular type	Colorless															SLA580EC4T				
																SLA580MT		SLA580ECT		

Blue (B)

(Ta=25°C, If=20mA)

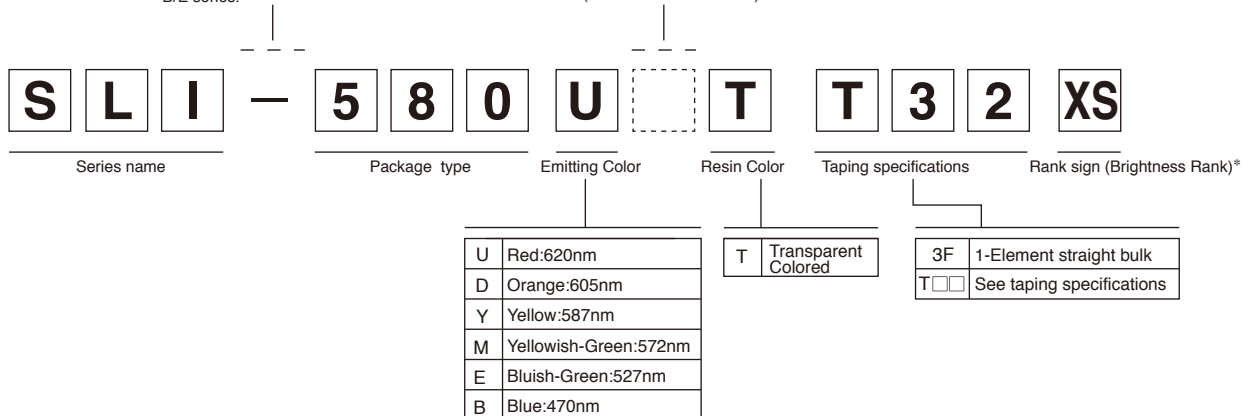
Viewing angle (2θ1/2)	Resin Color	Brightness Rank													
		Brightness (mcd)	XH	XJ	XK	XL	XM	XN	XP	XQ	XR	XS	XT	XU	
10°	Transparent	150 to 220	220 to 330	330 to 473	470 to 680	680 to 1000	1000 to 1500	1500 to 2200	2200 to 3300	3300 to 4700	4700 to 6800	6800 to 10000	10000 to 15000		
φ5 Circular type	Colorless											SLA580BC4T			
												SLA580BCT			

※Brightness on specification sheet include tolerance of within ± 10%.

Part No. Construction

* "-" will be taken out for emitting color B/E series.

(Dice classification code)



- Concerning the Brightness rank
 - Please refer to the rank chart above for luminous intensity classification.
 - Part name is individual for each rank.
 - When shipped as sample, the part name will be a representative part name.
- General products are free of ranks. Please contact sales if rank appointment is needed.

Packing Specification

ROHM LED products are being shipped with desiccant (silica gel) concluded in moisture-proof bags. Pasting the moisture sensitive label on the outer surface of the moisture-proof bags or enclosing the humidity indication card inside the bag is available upon request. Please contact the nearest sales office or distributor if necessary.

Notes

No copying or reproduction of this document, in part or in whole, is permitted without the consent of ROHM Co.,Ltd.

The content specified herein is subject to change for improvement without notice.

The content specified herein is for the purpose of introducing ROHM's products (hereinafter "Products"). If you wish to use any such Product, please be sure to refer to the specifications, which can be obtained from ROHM upon request.

Examples of application circuits, circuit constants and any other information contained herein illustrate the standard usage and operations of the Products. The peripheral conditions must be taken into account when designing circuits for mass production.

Great care was taken in ensuring the accuracy of the information specified in this document. However, should you incur any damage arising from any inaccuracy or misprint of such information, ROHM shall bear no responsibility for such damage.

The technical information specified herein is intended only to show the typical functions of and examples of application circuits for the Products. ROHM does not grant you, explicitly or implicitly, any license to use or exercise intellectual property or other rights held by ROHM and other parties. ROHM shall bear no responsibility whatsoever for any dispute arising from the use of such technical information.

The Products specified in this document are intended to be used with general-use electronic equipment or devices (such as audio visual equipment, office-automation equipment, communication devices, electronic appliances and amusement devices).

The Products specified in this document are not designed to be radiation tolerant.

While ROHM always makes efforts to enhance the quality and reliability of its Products, a Product may fail or malfunction for a variety of reasons.

Please be sure to implement in your equipment using the Products safety measures to guard against the possibility of physical injury, fire or any other damage caused in the event of the failure of any Product, such as derating, redundancy, fire control and fail-safe designs. ROHM shall bear no responsibility whatsoever for your use of any Product outside of the prescribed scope or not in accordance with the instruction manual.

The Products are not designed or manufactured to be used with any equipment, device or system which requires an extremely high level of reliability the failure or malfunction of which may result in a direct threat to human life or create a risk of human injury (such as a medical instrument, transportation equipment, aerospace machinery, nuclear-reactor controller, fuel-controller or other safety device). ROHM shall bear no responsibility in any way for use of any of the Products for the above special purposes. If a Product is intended to be used for any such special purpose, please contact a ROHM sales representative before purchasing.

If you intend to export or ship overseas any Product or technology specified herein that may be controlled under the Foreign Exchange and the Foreign Trade Law, you will be required to obtain a license or permit under the Law.



Thank you for your accessing to ROHM product informations.
More detail product informations and catalogs are available, please contact us.

ROHM Customer Support System

<http://www.rohm.com/contact/>