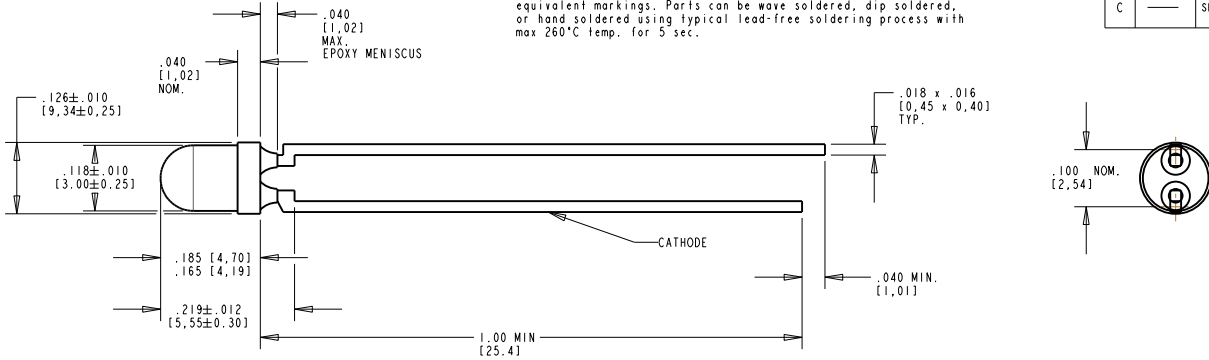


RoHS Compliant 521-9901-802F

Part Numbers with the "F" suffix ending are RoHS Compliant.
 Example: 521-9901-802F
 Packaging is marked with "RoHS Compliant" label or equivalent markings. Parts can be wave soldered, dip soldered, or hand soldered using typical lead-free soldering process with max 260°C temp. for 5 sec.

REV	ECN NO	REVISIONS	DRW	CKD	APP	DATE
A		NEW RELEASE	KLJ	N.O.	MES	11-6-07
B		COLOR COORDINATE TOLERANCE "±0.01" MAX "±.001"	KLJ	N.O.	TC	5-8-08
C		COLOR BINS 50,60, AND 70 WERE SEPARATED INTO HALF BINS A3,A4, B3,B4,C3,C4,D3, AND D4.	KLJ			



- NOTES:
1. LENS COLOR: WATER CLEAR (NON-TINTED, NON-DIFFUSED).
 2. DIE: InGaN WHITE
 3. LEAD SPACING MEASURED NEAR EPOXY PACKAGE.
 4. DIALIGHT PART NUMBER: 521-9901-802F
 5. THIS ASSEMBLY CONTAINS ELECTROSTATIC DISCHARGE SENSITIVE DEVICES (ESDS). MAINTAIN ALL PRECAUTIONARY MEASURES DURING ASSEMBLY, HANDLING AND STORAGE IN ACCORDANCE WITH IPC-A-610.

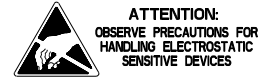
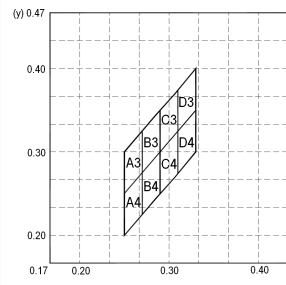
INTENSITY BIN	MIN	MAX
LM	400	680
NP	680	1150
OR	1150	1900

LUMINOUS INTENSITY MEASUREMENTS ALLOWANCE IS 15%

OPERATING CHARACTERISTICS AT 25°C AMBIENT					
LED CHARACTERISTICS	MIN.	TYP.	MAX.	UNITS	TEST CONDITIONS
LUMINOUS INTENSITY	400	1100	1900	mcd	I _f = 20mA
FORWARD VOLTAGE		3.5	4.0	V	I _f = 20mA
REVERSE CURRENT			100	μA	V _r = 5V
VIEWING ANGLE (2θ 1/2)		45		DEG	

BIN	LIMITS (CHROMATICITY COORDINATES)			
	X	Y	Z	U
A3	.270	.270	.250	.250
	.275	.325	.300	.250
A4	.270	.250	.250	.270
	.275	.250	.200	.225
B3	.290	.290	.270	.270
	.300	.350	.325	.275
B4	.290	.270	.270	.290
	.300	.275	.225	.250
C3	.310	.310	.290	.290
	.325	.375	.350	.300
C4	.310	.290	.290	.310
	.325	.300	.250	.275
D3	.330	.330	.310	.310
	.350	.400	.375	.325
D4	.330	.310	.310	.330
	.350	.325	.275	.300

COLOR COORDINATES MEASUREMENT ALLOWANCE IS ±0.01



ABSOLUTE MAXIMUM RATINGS AT 25°C AMBIENT	VALUE	UNITS
POWER DISSIPATION	120	mW
LINEAR DERATION FROM 55°C	0.7	mA/°C
FORWARD DC CURRENT	30	mA
PEAK FORWARD CURRENT (≤ 1/10 DUTY CYCLE TW ≤ 10 msec.)	100	mA
REVERSE VOLTAGE @ I _r = 100μA	5	V
OPERATING TEMPERATURE	-25 TO +80	°C
STORAGE TEMPERATURE	-30 TO +100	°C
DIP-DRAW SOLDER TEMPERATURE - WAVE SOLDERING TEMP.	260 FOR 5 SEC.	°C

THIS DRAWING AND THE CONTENTS HEREIN ARE CONFIDENTIAL AND THE SOLE PROPERTY OF DIALIGHT. REPRODUCTION OF THIS DRAWING OR CONSTRUCTION OF ANY PARTS WITHIN THIS DRAWING ARE FORBIDDEN WITHOUT THE WRITTEN CONSENT OF DIALIGHT.

SCALE: 10.000 ALL DIM'S IN: INCHES (MM)	DRAWING NUMBER C-17559	REV C
TOLERANCES: UNLESS OTHERWISE SPECIFIED FRACTIONS: ±1/64 DECIMALS (.xxx): ±.01 DECIMALS (.xxxx): ±.005 DECIMALS (.xxxxx): ±.0005 ANGLES: ±1°	TITLE 3mm InGaN WHITE LED COLOR BINS A3,A4,B3,B4,C3,C4,D3,D4 MATERIAL	
FINISH:	Dialight 1501 ROUTE 34 SOUTH FARMINGDALE, NJ 07727	
FSCN 83330	SHEET 1 OF 1 FAMILY TABLE:	