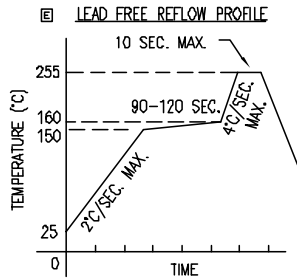
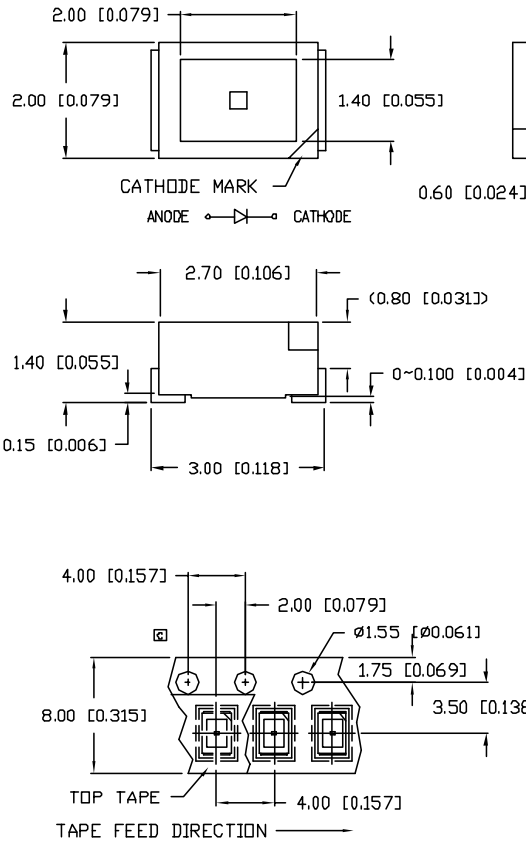
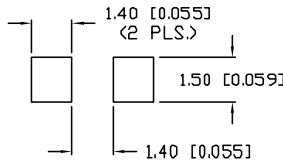


UNCONTROLLED DOCUMENT



TOTAL TIME ABOVE 220°C IS 60 SECONDS MAX.

RECOMMENDED SOLDER PAD LAYOUT



*UNLESS OTHERWISE SPECIFIED TOLERANCES PER DECIMAL PRECISION ARE: X=±1 (±0.039), XX=±0.5 (±0.020), XXX=±0.25 (±0.010), XXXX=±0.127 (±0.005). LEAD SIZE=±0.05 (0.002), LEAD LENGTH=±0.75 (±0.030). MIN= ^{+0.00}/_{0.00} DECIMAL PRECISION, MAX.= ^{+0.00}/_{0.00} DECIMAL PRECISION

PART NUMBER
SML-LX23SYC-TR

REV.
E

| REV. | E.C.N. NUMBER AND REVISION COMMENTS | DATE |
|------|---------------------------------------|---------|
| A | E.C.N. #10BRDR, ADDED REFLOW PROFILE. | 2-5-99 |
| B | E.C.N. #10543. | 8-9-99 |
| C | E.C.N. #10644. & REDRAWN IN 3D. | 7-18-00 |
| D | E.C.N. #10967. | 3.14.03 |
| E | E.C.N. #11148. | 2.8.05 |

ELECTRO-OPTICAL CHARACTERISTICS T_A=25°C I_f=20mA

| PARAMETER | MIN | TYP | MAX | UNITS | TEST COND |
|--------------------|-------------|-----|-----|----------------|-----------------------|
| PEAK WAVELENGTH | | 590 | | nm | |
| FORWARD VOLTAGE | | 2.0 | 2.5 | V _f | |
| REVERSE VOLTAGE | 5.0 | | | V _r | I _r =100µA |
| AXIAL INTENSITY | | 200 | | mcad | I _f =20mA |
| VIEWING ANGLE | | 90 | | 2x theta | |
| EMITTED COLOR: | YELLOW | | | | |
| EPOXY LENS FINISH: | WATER CLEAR | | | | |

LIMITS OF SAFE OPERATION AT 25°C PER CHIP

| PARAMETER | MAX | UNITS |
|-----------------------|------------|-------|
| PEAK FORWARD CURRENT* | 160 | mA |
| STEADY CURRENT | 30 | mA |
| POWER DISSIPATION | 100 | mW |
| DERATE FROM 25°C | -1.2 | mW/°C |
| OPERATING TEMP. | -25 TO +80 | °C |
| STORAGE TEMP. | -30 TO +85 | °C |

* t<10µS

NOTES:

1. THE CATHODE IS ORIENTED TOWARDS THE TAPE SPROCKET HOLE.

CAUTION: MOISTURE SENSITIVE DEVICE
PER JEDEC LEVEL 4 STANDARDS

UNCONTROLLED DOCUMENT

| | |
|-----------|-------------------------------|
| REV. E | PART NUMBER SML-LX23SYC-TR |
|-----------|-------------------------------|

2mm x 3mm SURFACE MOUNT WITH REFLECTOR,
590nm SUPER YELLOW LED, WATER CLEAR LENS.

CONFIDENTIAL INFORMATION
THE INFORMATION CONTAINED IN THIS DOCUMENT IS THE PROPERTY OF LUMEX INC. EXCEPT AS SPECIFICALLY AUTHORIZED IN WRITING BY LUMEX INC., THE HOLDER OF THIS DOCUMENT SHALL KEEP ALL INFORMATION CONTAINED HEREIN CONFIDENTIAL AND SHALL PROTECT SAME IN WHOLE OR IN PART FROM DISCLOSURE AND DISSEMINATION TO ALL THIRD PARTIES.

RELIABILITY NOTE
OUR MANY YEARS OF EXPERIENCE DATA ACCUMULATION INDICATE THAT SOLDER HEAT IS A MAJOR CAUSE OF EARLY AND FUTURE FAILURE. PLEASE PAY ATTENTION TO YOUR SOLDERING PROCESS.



290 E. HELEN ROAD
PALATINE, IL 60067-6976
PHONE: +1.847.359.2790
US WEB: www.lumex.com
TW WEB: www.lumex.com.tw

| | | | |
|-----------------|-------------|--------------|--|
| DRAWN BY: BC | CHECKED BY: | APPROVED BY: | DATE: 12.21.00 PAGE: 1 OF 1 SCALE: N/A |
|-----------------|-------------|--------------|--|