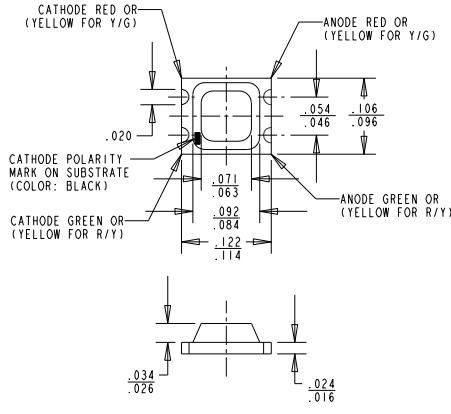
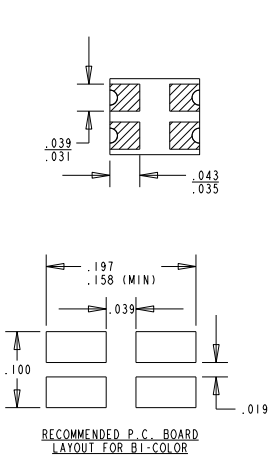


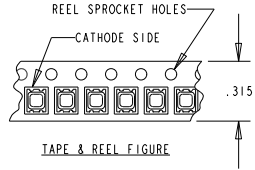
DIALIGHT PART NUMBER	LED COLOR
597-7701-107	RED/GREEN BI-COLOR
597-7721-107	YELLOW/GREEN BI-COLOR
597-7731-107	RED/YELLOW BI-COLOR

OPERATING CHARACTERISTICS AT 25°C AMBIENT											
COLOR	I _f (mA)	FORWARD VOLTAGE (V)			LUMINOUS INTENSITY (mcd)			REVERSE CURRENT (μA)			LED CHIP
		TYP	MAX	MIN	TYP	MAX	MAX	MIN	TYP	MAX	
RED	20	2.0	2.6	4.0	10.0	15.0	10	613	620	625	GaAsP
GREEN	20	2.0	2.6	6.0	12.0	22.0	10	562	565	572	GaP
YELLOW	20	2.1	2.8	3.0	6.0	10.0	10	580	585	588	GaAsP

REV	ECN NO	REVISIONS	DRW	CKD	APP	DATE
D	—	UPDATED LUMINOUS INTENSITY, ADDED DOMINANT WAVELENGTH.	YIS	JMC	Y.C.	2-21-03
E	—	ADDED PRE-SOLDER TIN (Sn 98%) SILVER (Ag 2%) TO TERMINAL FINISH	TWC	AV	N.O.	9-1-05
F	—	DRAWING CORRECTION-Sn 96.5% WAS 98%; Ag 3.5% WAS 2%; UPDATED ELECTRICAL SPECS	TWC	MES	N.O.	10-19-05
G	—	REMOVED AMBER AND ULTRA-RED COLORS; REMOVED NOTE 5; UPDATED LED DIMENSIONS;	KLJ	ALV	N.O.	4-23-09



- NOTES:
1. TERMINAL FINISH: TIN (Sn 96.5%), SILVER (Ag 3.5%) PRE-SOLDER APPLIED PARTIALLY AROUND THE SILVER-PALLADIUM THICK FILM PRINTED TERMINALS THAT IS FIRED ON CERAMIC BODY.
 2. SOLDER ADHERANCE: EACH PAD PER MIL-STD-202E, METHOD 208C.
 3. TAPE AND REEL AS PER EIA STANDARD 481-1, WITH CATHODE TOWARD SPROCKET.
 4. 180 mm DIA. REEL, 8 mm TAPE, 3000/REEL. PACKAGING TO DISPLAY DIALIGHT LABEL WITH DATE CODE, QTY, & P/N. PARTS POSITIONED WITH 4 mm PITCH ON REELS.
 5. DIALIGHT PART NUMBER: 597-7701, 7721, & 7731-107.



ABSOLUTE MAXIMUM RATING AT 25°C AMBIENT	RED	GREEN	YELLOW	UNITS
POWER DISSIPATION	65	65	70	mW
CONTINUOUS FORWARD CURRENT	25			mA
PEAK FORWARD CURRENT (10% DUTY CYCLE, T _w = 1 msec)	100			mA
DERATE LINEAR FROM 25°C	.33			mA/°C
REVERSE VOLTAGE	4			V
OPERATING TEMPERATURE	-30 TO +75			°C
STORAGE TEMPERATURE	-30 TO +85			°C
REFLOW SOLDERING TEMPERATURE (10 SEC MAX)	+240 TO +260			°C
IRON SOLDERING TEMPERATURE (5 SEC MAX)	+280 TO +320			°C

THIS DRAWING AND THE CONTENTS HEREIN ARE CONFIDENTIAL AND THE SOLE PROPERTY OF DIALIGHT. REPRODUCTION OF THIS DRAWING OR CONSTRUCTION OF ANY PARTS WITHIN THIS DRAWING ARE FORBIDDEN WITHOUT THE WRITTEN CONSENT OF DIALIGHT.

SCALE: 8:000 ALL DIM'S IN: INCHES (MM)	DRAWING NUMBER C-15851	REV G
TOLERANCES: UNLESS OTHERWISE SPECIFIED FRACTIONS (x/xx): ±1/4 DECIMALS (.xx): ±.01 DECIMALS (.xxx): ±.005	TITLE BI-COLOR SMT LED	MATERIAL
ANGLES: ±1°	Dialight 1501 ROUTE 34 SOUTH FARMINGDALE, NJ 07727	
FINISH:	FSCM 83330	SHEET 1 OF 1 FAMILY TABLE: