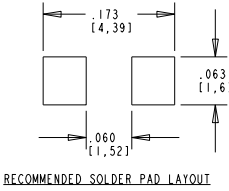
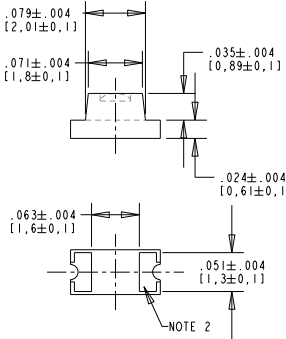
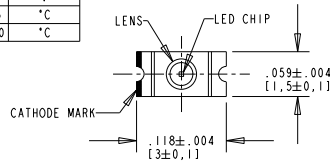
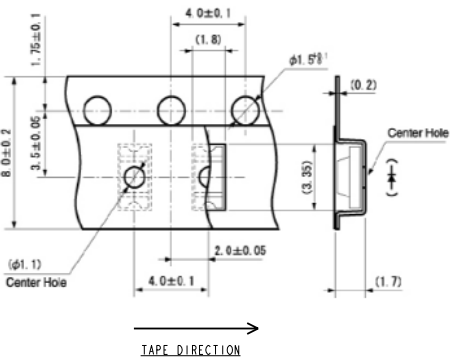


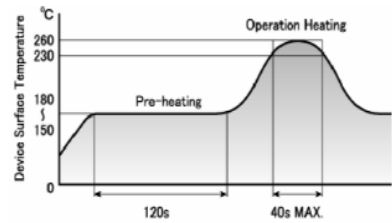
OPERATING CHARACTERISTICS AT 25 °C AMBIENT																		
DIALIGHT P/N	COLOR	LENS COLOR	I _f (mA)	FORWARD VOLTAGE (V)		LUMINOUS INTENSITY (mcd)		PEAK WAVELENGTH (nm)	DOMINANT WAVELENGTH (nm)			REVERSE CURRENT (μA) (V _R = 4 V)	VIEWING ANGLE (2 θ 1/2)	REVISIONS				
				TYP.	MAX.	MIN.	TYP.		MAX.	MIN.	TYP.			MAX.	MAX.	REV	ECN	DRN
597-3111-402F	RED	WATER CLEAR	20	1.7	2.0	12.0	33.6	55.2	660	640	647	655	100	70	A	---	TWC	10-28-05
597-3111-407F	RED	WATER CLEAR	20	1.7	2.0	12.0	33.6	55.2	660	640	647	655	100	70	A	---	TWC	10-28-05
597-3311-402F	GREEN	WATER CLEAR	20	2.1	2.5	6.0	12.0	18.0	560	560	567	575	100	70	A	---	TWC	10-28-05
597-3311-407F	GREEN	WATER CLEAR	20	2.1	2.5	6.0	12.0	18.0	560	560	567	575	100	70	A	---	TWC	10-28-05
597-3401-402F	YELLOW	WATER CLEAR	20	2.2	2.5	3.0	6.0	9.0	580	583	590	597	100	70	A	---	TWC	10-28-05
597-3401-407F	YELLOW	WATER CLEAR	20	2.2	2.5	3.0	6.0	9.0	580	583	590	597	100	70	A	---	TWC	10-28-05

ABSOLUTE MAXIMUM RATING AT 25°C AMBIENT	RED	GREEN	YELLOW	UNITS
POWER DISSIPATION	60	75	75	mW
CONTINUOUS FORWARD CURRENT	30	30	30	mA
PEAK FORWARD CURRENT	70	70	70	mA
DERATE LINEAR FROM 25 °C	0.42	0.42	0.42	mA/°C
PEAK REVERSE VOLTAGE (I _R = 100 μA)	4	4	4	V
OPERATING TEMPERATURE	-30 TO +85	-30 TO +85	-30 TO +85	°C
STORAGE TEMPERATURE	-40 TO +100	-40 TO +100	-40 TO +100	°C

NOTE:
TAPE DETAIL DIMENSIONS METRIC
AND VIEW NOT TO SCALE



REV	ECN NO	REVISIONS	DRN	CKD	APP	DATE
A	---	NEW RELEASE	TWC			



- NOTES:
- DIE: GaAlAs (RED LED), GaP (GREEN), GaAsP (YELLOW)
 - SOLDER PADS ARE GOLD PLATED.
 - SUFFIX -402F FOR 20-PCS ON A SAMPLE TAPE STRIP.
 - SUFFIX -407F FOR 7" DIA. REEL, .315" WIDE TAPE, PACKAGED 2500-PCS PER REEL WITH A PITCH OF .158".
 - DEVICES POSITIONED ON REEL WITH CATHODE SIDE TOWARDS SPROCKET.
 - TAPE AND REEL LEDS MAY REQUIRE RE-TAPING AFTER TWELVE MONTHS.
 - DIALIGHT PART NUMBER: RED: 597-3111-402F, -407F
GREEN: 597-3311-402F, -407F
YELLOW: 597-3401-402F, -407F

RoHS Compliant 597-3XX1-40XF Surface Mount CBI

Part Numbers with the "F" suffix ending are RoHS Compliant.
Example: 597-3111-407F / 597-3311-407F / 597-3401-407F
Packaging is marked with "RoHS Compliant" label or equivalent markings.
Parts can be wave soldered, dip soldered or hand soldered using typical lead-free soldering process with max 260°C temp. for 5 sec.

THIS DRAWING AND THE CONTENTS HEREIN ARE CONFIDENTIAL AND THE SOLE PROPERTY OF DIALIGHT. REPRODUCTION OF THIS DRAWING OR CONSTRUCTION OF ANY PARTS WITHIN THIS DRAWING ARE FORBIDDEN WITHOUT THE WRITTEN CONSENT OF DIALIGHT.		
SCALE: DRAWING SCALE ALL DIM'S IN: INCHES (MM)	DRAWING NUMBER C-17324	REV A
TOLERANCES: UNLESS OTHERWISE SPECIFIED FRACTIONS (XX): ±.04 DECIMALS (.XXX): ±.005 DECIMALS (.XXXX): ±.0005 ANGLES: ±.1°	TITLE SMT LED RoHS COMPLIANT	MATERIAL
FINISH:	1501 ROUTE 34 SOUTH FARMINGDALE, NJ 07727	
FSCM 83330	SHEET 1 OF 1 FAMILY TABLE:	