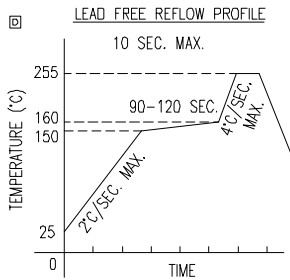
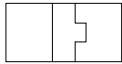
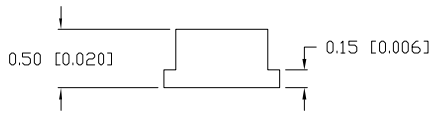
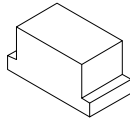
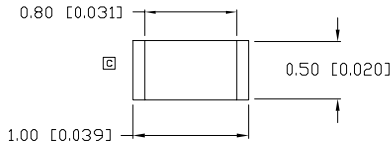
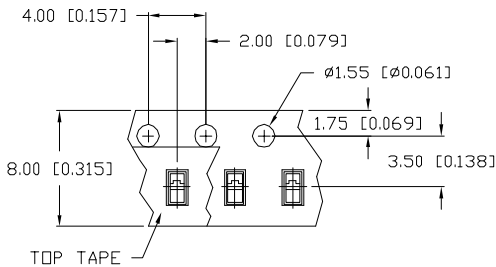


UNCONTROLLED DOCUMENT

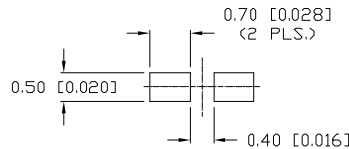


TOTAL TIME ABOVE 220°C IS 60 SECONDS MAX.



TAPE FEED DIRECTION →

RECOMMENDED SOLDER PAD LAYOUT



\*UNLESS OTHERWISE SPECIFIED TOLERANCES PER DECIMAL PRECISION ARE: X=±1 (±0.039), X.X=±0.5 (±0.020), X.XX=±0.25 (±0.010), X.XXX=±0.127 (±0.005).

PART NUMBER		REV.
SML-LX0402SYC-TR		E
REV.	E.C.N. NUMBER AND REVISION COMMENTS	DATE
A	E.C.N. #10873.	6.4.02
B	E.C.N. #10967.	3.14.03
C	E.C.N. #10983.	4.18.03
D	E.C.N. #11148.	12.03.04
E	E.C.N. #11508.	03.05.09

ELECTRO-OPTICAL CHARACTERISTICS T <sub>A</sub> =25°C I <sub>f</sub> =20mA					
PARAMETER	MIN	TYP	MAX	UNITS	TEST COND
PEAK WAVELENGTH		590		nm	
FORWARD VOLTAGE		2.0	2.5	V <sub>f</sub>	
REVERSE VOLTAGE	5.0			V <sub>r</sub>	I <sub>r</sub> =100µA
AXIAL INTENSITY		60		mcd	I <sub>f</sub> =20mA
VIEWING ANGLE		120		2x theta	
EMITTED COLOR:	SUPER YELLOW				
EPOXY LENS FINISH:	WATER CLEAR				

LIMITS OF SAFE OPERATION AT 25°C		
PARAMETER	MAX	UNITS
PEAK FORWARD CURRENT*	160	mA
STEADY CURRENT	30	mA
POWER DISSIPATION	125	mW
DERATE FROM 25°C	-1.2	mW/°C
OPERATING TEMP.	-40 TO +85	°C
STORAGE TEMP.	-40 TO +85	°C

\* t < 10µs

NOTES:

- PARTS PACKAGED IN CONDUCTIVE COVER AND CARRIER TAPE.
- THE CATHODE IS ORIENTED TOWARDS THE TAPE SPROCKET HOLE.



CAUTION: MOISTURE SENSITIVE DEVICE  
PER JEDEC LEVEL 3 STANDARDS

UNCONTROLLED DOCUMENT

LEAD SIZE=±0.05 (0.002), LEAD LENGTH=±0.75 (±0.030), MIN=+DECIMAL PRECISION MAX=-DECIMAL PRECISION

REV.	PART NUMBER
E	SML-LX0402SYC-TR
1.0mm x 0.5mm SURFACE MOUNT LED, 590nm SUPER YELLOW LED, WATER CLEAR LENS, TAPE AND REEL.	

**CONFIDENTIAL INFORMATION**  
THE INFORMATION CONTAINED IN THIS DOCUMENT IS THE PROPERTY OF LUMEX INC. EXCEPT AS SPECIFICALLY AUTHORIZED IN WRITING BY LUMEX INC., THE HOLDER OF THIS DOCUMENT SHALL KEEP ALL INFORMATION CONTAINED HEREIN CONFIDENTIAL AND SHALL PROTECT SAME IN WHOLE OR IN PART FROM DISCLOSURE AND DISSEMINATION TO ALL THIRD PARTIES.

**RELIABILITY NOTE**  
OUR MANY YEARS OF EXPERIENCE DATA ACCUMULATION INDICATE THAT SOLDER HEAT IS A MAJOR CAUSE OF EARLY AND FUTURE FAILURE. PLEASE PAY ATTENTION TO YOUR SOLDERING PROCESS.

<b>LUMEX</b> An ITW Company		290 E. HELEN ROAD PALATINE, IL 60067-6976 PHONE: +1.847.359.2790 US WEB: www.lumex.com TW WEB: www.lumex.com.tw	
DRAWN BY:	CHECKED BY:	APPROVED BY:	DATE: 9.11.01
CT			PAGE: 1 OF 1 SCALE: N/A