

IR-Lumineszenzdiode (940 nm) mit hoher Ausgangsleistung
High Power Infrared Emitter (940 nm)
Lead (Pb) Free Product - RoHS Compliant
SFH 4244



Wesentliche Merkmale

- Infrarot LED mit hoher Ausgangsleistung
- Kurze Schaltzeiten

Anwendungen

- Infrarotbeleuchtung für CMOS Kameras
- IR-Datenübertragung
- Sensorik

Sicherheitshinweise

Je nach Betriebsart emittieren diese Bauteile hochkonzentrierte, nicht sichtbare Infrarot-Strahlung, die gefährlich für das menschliche Auge sein kann. Produkte, die diese Bauteile enthalten, müssen gemäß den Sicherheitsrichtlinien der IEC-Normen 60825-1 und 62471 behandelt werden.

Features

- High Power Infrared LED
- Short switching times

Applications

- Infrared Illumination for CMOS cameras
- IR Data Transmission
- Optical sensors

Safety Advices

Depending on the mode of operation, these devices emit highly concentrated non visible infrared light which can be hazardous to the human eye. Products which incorporate these devices have to follow the safety precautions given in IEC 60825-1 and IEC 62471.

| Typ Type | Bestellnummer Ordering Code | Strahlstärkegruppierung ¹⁾ ($I_F = 70 \text{ mA}$, $t_p = 20 \text{ ms}$) Radiant Intensity Grouping ¹⁾ $I_e \text{ (mW/sr)}$ |
|-------------|--------------------------------|--|
| SFH 4244 | Q65110A7516 | ≥ 4 (typ. 11) |

¹⁾ gemessen bei einem Raumwinkel $\Omega = 0.01 \text{ sr}$ / measured at a solid angle of $\Omega = 0.01 \text{ sr}$

Grenzwerte ($T_A = 25\text{ °C}$)**Maximum Ratings**

| Bezeichnung Parameter | Symbol Symbol | Wert Value | Einheit Unit |
|---|-------------------|----------------|-----------------|
| Betriebs- und Lagertemperatur Operating and storage temperature range | T_{op}, T_{stg} | - 40 ... + 100 | °C |
| Sperrspannung Reverse voltage | V_R | 5 | V |
| Vorwärtsgleichstrom Forward current | I_F | 70 | mA |
| Stoßstrom, $t_p = 100\text{ }\mu\text{s}$, $D = 0$ Surge current | I_{FSM} | 700 | mA |
| Verlustleistung Power dissipation | P_{tot} | 140 | mW |
| Wärmewiderstand Sperrschicht - Umgebung bei Montage auf FR4 Platine, Padgröße je 16 mm^2 Thermal resistance junction - ambient mounted on PC-board (FR4), padsize 16 mm^2 each | R_{thJA} | 500 | K/W |
| Wärmewiderstand Sperrschicht - Lötstelle bei Montage auf Metall-Block Thermal resistance junction - soldering point, mounted on metal block | R_{thJS} | 280 | K/W |

Kennwerte ($T_A = 25\text{ °C}$)**Characteristics**

| Bezeichnung Parameter | Symbol Symbol | Wert Value | Einheit Unit |
|--|----------------------|---------------|-----------------|
| Wellenlänge der Strahlung Wavelength at peak emission $I_F = 50\text{ mA}$ | λ_{peak} | 950 | nm |
| Centroid-Wellenlänge der Strahlung Centroid wavelength $I_F = 50\text{ mA}$ | $\lambda_{centroid}$ | 940 | nm |
| Spektrale Bandbreite bei 50% von I_{max} Spectral bandwidth at 50% of I_{max} $I_F = 50\text{ mA}$ | $\Delta\lambda$ | 42 | nm |
| Abstrahlwinkel Half angle | φ | ± 60 | Grad deg. |
| Aktive Chipfläche Active chip area | A | 0.04 | mm^2 |

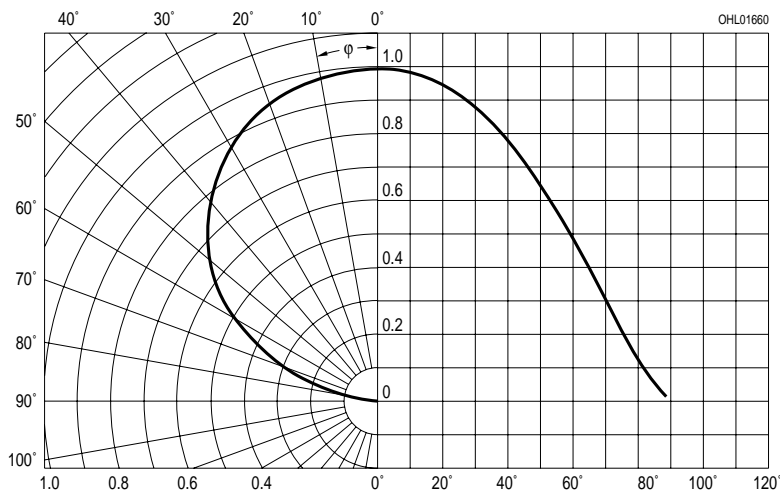
Kennwerte ($T_A = 25\text{ °C}$)
Characteristics (cont'd)

| Bezeichnung Parameter | Symbol Symbol | Wert Value | Einheit Unit |
|---|------------------------------|------------------------------------|-----------------|
| Abmessungen der aktiven Chipfläche Dimension of the active chip area | $L \times B$ $L \times W$ | 0.2×0.2 | mm ² |
| Schaltzeiten, I_e von 10% auf 90% und von 90% auf 10%, bei $I_F = 50\text{ mA}$, $R_L = 50\ \Omega$ Switching times, I_e from 10% to 90% and from 90% to 10%, $I_F = 50\text{ mA}$, $R_L = 50\ \Omega$ | t_r, t_f | 11 | ns |
| Durchlassspannung Forward voltage $I_F = 50\text{ mA}$, $t_p = 20\text{ ms}$ $I_F = 500\text{ mA}$, $t_p = 100\ \mu\text{s}$ | V_F V_F | 1.5 (< 1.9) 2.4 (< 3.0) | V V |
| Sperrstrom Reverse current | I_R | not designed for reverse operation | μA |
| Gesamtstrahlungsfluss Total radiant flux $I_F = 70\text{ mA}$, $t_p = 20\text{ ms}$ | $\Phi_{e\text{ typ}}$ | 33 | mW |
| Temperaturkoeffizient von I_e bzw. Φ_e , $I_F = 50\text{ mA}$ Temperature coefficient of I_e or Φ_e , $I_F = 50\text{ mA}$ | TC_I | - 0.5 | %/K |
| Temperaturkoeffizient von V_F , $I_F = 50\text{ mA}$ Temperature coefficient of V_F , $I_F = 50\text{ mA}$ | TC_V | - 3.5 | mV/K |
| Temperaturkoeffizient von λ , $I_F = 50\text{ mA}$ Temperature coefficient of λ , $I_F = 50\text{ mA}$ | TC_λ | + 0.3 | nm/K |

Strahlstärke I_e in Achsrichtung¹⁾gemessen bei einem Raumwinkel $\Omega = 0.01$ sr**Radiant Intensity I_e in Axial Direction**at a solid angle of $\Omega = 0.01$ sr

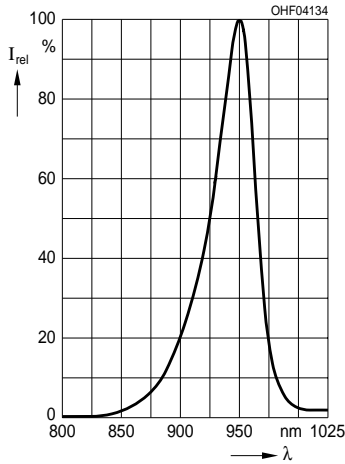
| Bezeichnung Parameter | Symbol | Werte Values | | | Einheit Unit |
|------------------------------|---------------------|-----------------|------------|------------|-----------------|
| | | SFH 4244-P | SFH 4244-Q | SFH 4244-R | |
| Strahlstärke | $I_{e \text{ min}}$ | 4 | 6.3 | 10 | mW/sr |
| Radiant intensity | $I_{e \text{ max}}$ | 8 | 12.5 | 20 | mW/sr |
| $I_F = 70$ mA, $t_p = 20$ ms | | | | | |

¹⁾ Nur eine Gruppe in einer Verpackungseinheit (Streuung kleiner 2:1) /
Only one group in one packing unit (variation lower 2:1)

Abstrahlcharakteristik**Radiation Characteristics $I_{\text{rel}} = f(\varphi)$** 

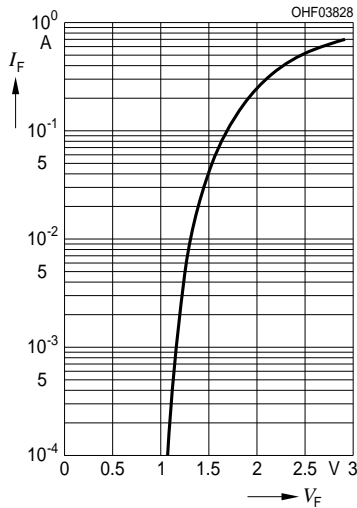
Relative Spectral Emission

$I_{rel} = f(\lambda)$



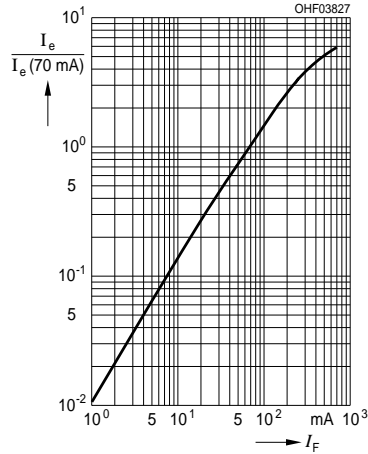
Forward Current $I_F = f(V_F)$

Single pulse, $t_p = 25 \mu s$



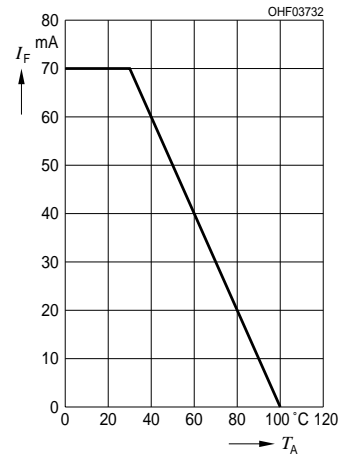
Radiant Intensity $\frac{I_e}{I_e 70 \text{ mA}} = f(I_F)$

Single pulse, $t_p = 25 \mu s$



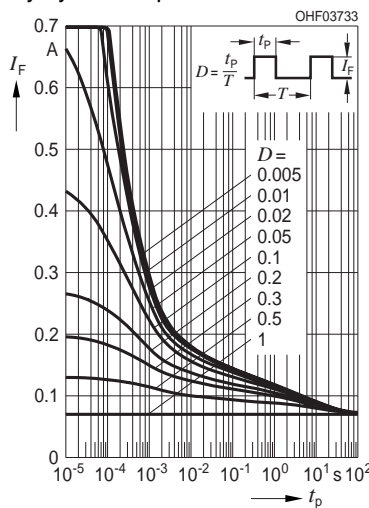
Max. Permissible Forward Current

$I_F = f(T_A), R_{thJA} = 500 \text{ K/W}$



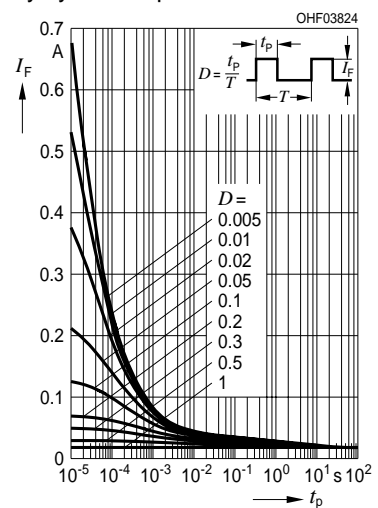
Permissible Pulse Handling Capability $I_F = f(\tau), T_A = 25 \text{ }^\circ\text{C}$,

Capability $I_F = f(\tau), T_A = 25 \text{ }^\circ\text{C}$,
duty cycle $D = \text{parameter}$

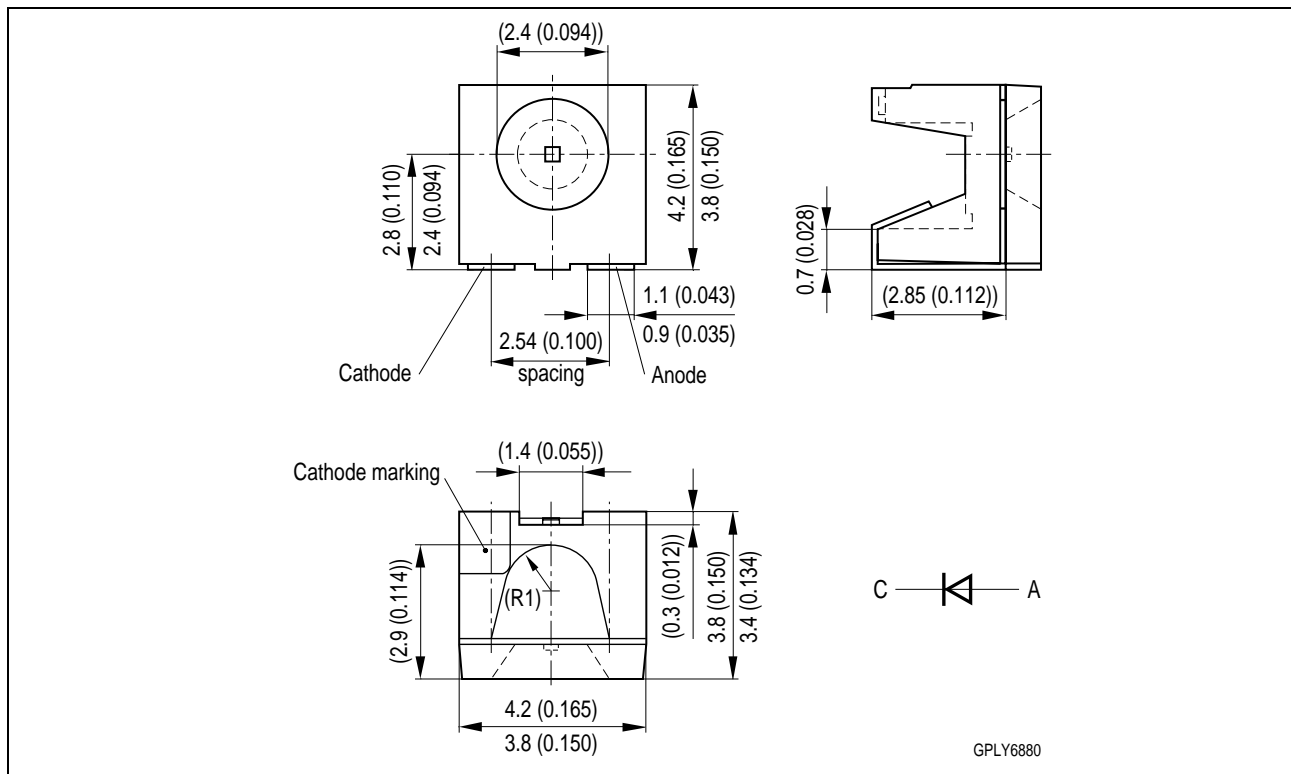


Permissible Pulse Handling Capability $I_F = f(\tau), T_A = 85 \text{ }^\circ\text{C}$,

Capability $I_F = f(\tau), T_A = 85 \text{ }^\circ\text{C}$,
duty cycle $D = \text{parameter}$

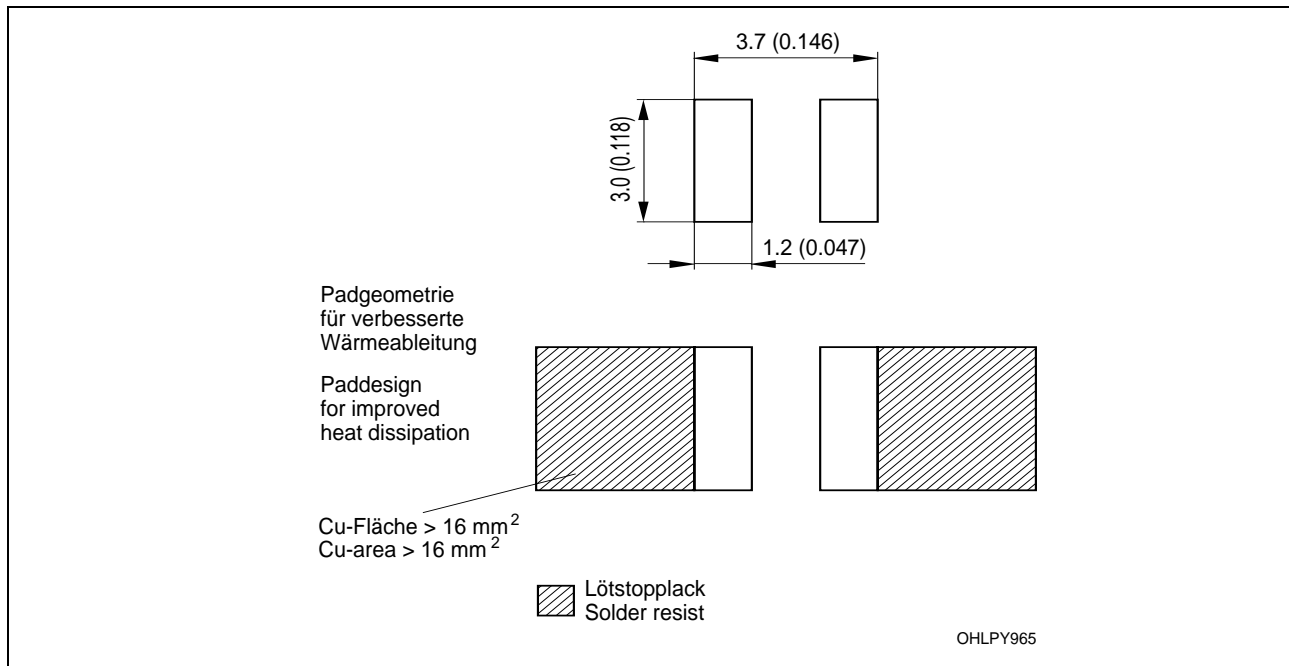


Maßzeichnung Package Outlines



Maße in mm (inch) / Dimensions in mm (inch).

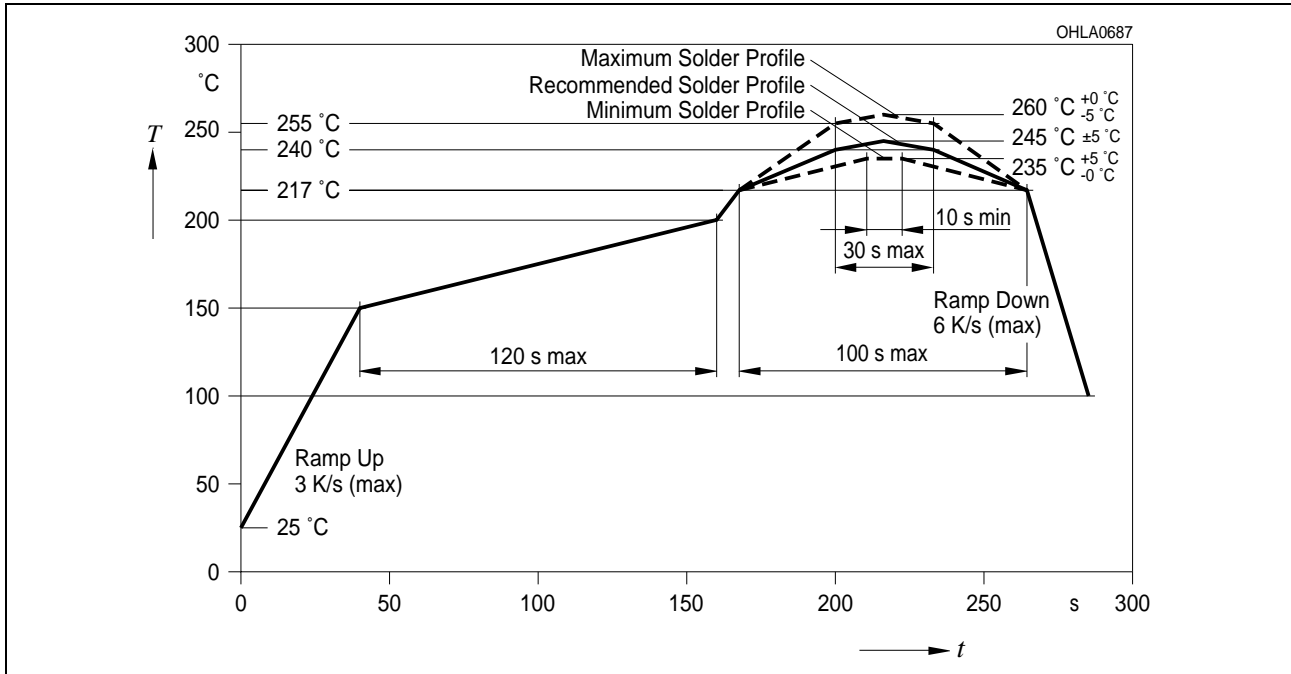
| | |
|--|--|
| Gehäuse / Package | SIDELED [®] , klarer Verguss / SIDELED [®] , clear resin |
| Anschlussbelegung Pin configuration | Kathode: abgeschrägte Ecke Cathode: beveled edge |

Empfohlenes Lötpad Design
Recommended Solder Pad DesignReflow Lötén
Reflow Soldering

Maße in mm (inch) / Dimensions in mm (inch).

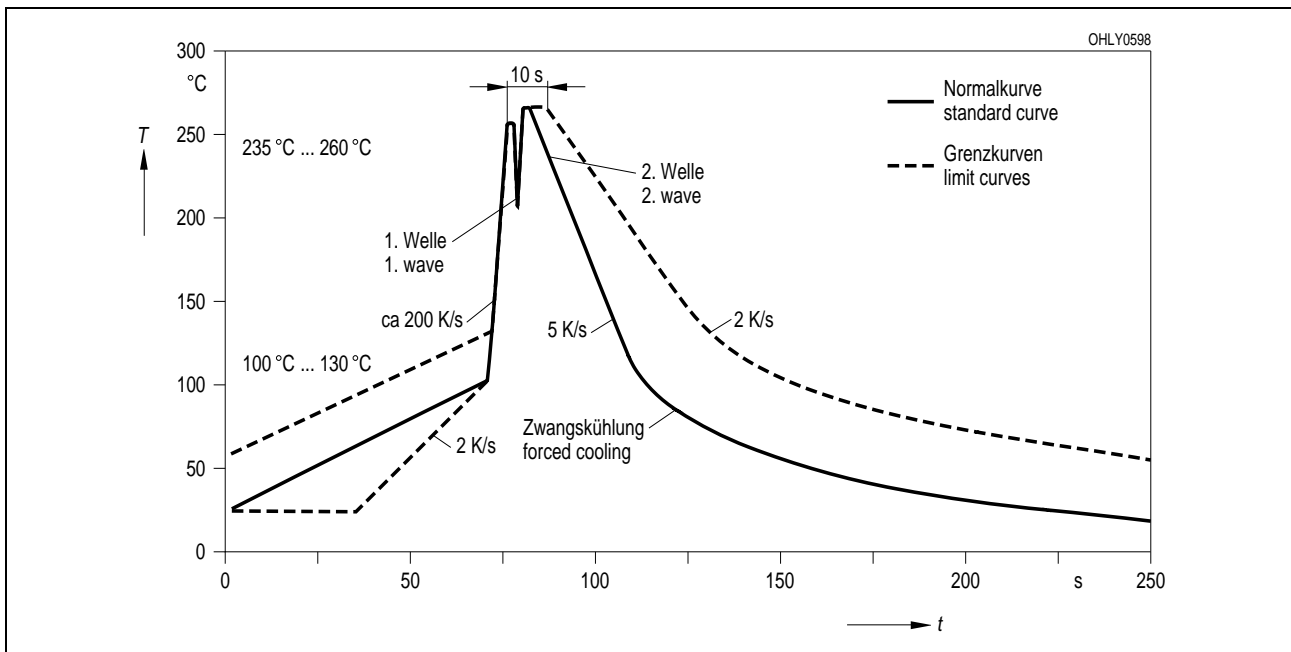
Lötbedingungen
Soldering Conditions
Reflow Lötprofil für bleifreies Löt
Reflow Soldering Profile for lead free soldering

Vorbehandlung nach JEDEC Level 2
 Preconditioning acc. to JEDEC Level 2
 (nach J-STD-020C)
 (acc. to J-STD-020C)



Wellenlötten (TTW)
TTW Soldering

(nach CECC 00802)
 (acc. to CECC 00802)



Published by
OSRAM Opto Semiconductors GmbH
Leibnizstraße 4, D-93055 Regensburg
www.osram-os.com
© All Rights Reserved.

EU RoHS and China RoHS compliant product



此产品符合欧盟 RoHS 指令的要求；

按照中国的相关法规和标准，不含有毒有害物质或元素。

The information describes the type of component and shall not be considered as assured characteristics. Terms of delivery and rights to change design reserved. Due to technical requirements components may contain dangerous substances. For information on the types in question please contact our Sales Organization.

Packing

Please use the recycling operators known to you. We can also help you – get in touch with your nearest sales office. By agreement ¹ we will take packing material back, if it is sorted. You must bear the costs of transport. For packing material that is returned to us unsorted or which we are not obliged to accept, we shall have to invoice you for any costs incurred.

Components used in life-support devices or systems must be expressly authorized for such purpose! Critical components ¹, may only be used in life-support devices or systems ² with the express written approval of OSRAM OS.

¹ A critical component is a component used in a life-support device or system whose failure can reasonably be expected to cause the failure of that life-support device or system, or to affect its safety or effectiveness of that device or system.

² Life support devices or systems are intended (a) to be implanted in the human body, or (b) to support and/or maintain and sustain human life. If they fail, it is reasonable to assume that the health of the user may be endangered.