

FEATURES

- Extended operating temperature range
- No internal coatings
- No derating or heat sink required to 80°C

All surfaces are gold plated. Dimensions are nominal values in inches unless otherwise specified. Window caps are welded to the case.



ELECTRO-OPTICAL CHARACTERISTICS AT 25°C

PARAMETERS	TEST CONDITIONS	MIN	TYP	MAX	UNITS
Total Power Output, P_O	$I_F = 100\text{mA}$	6	8		mW
Peak Emission Wavelength, λ_p	$I_F = 50\text{mA}$		880		nm
Spectral Bandwidth at 50%, $\Delta\lambda$			80		nm
Half Intensity Beam Angle, θ				8	
Forward Voltage, V_F	$I_F = 100\text{mA}$		1.55	1.9	Volts
Reverse Breakdown Voltage, V_R	$I_R = 10\mu\text{A}$	5	30		Volts
Capacitance, C	$V_R = 0\text{V}$		17		pF
Rise Time			0.5		μsec
Fall Time			0.5		μsec

ABSOLUTE MAXIMUM RATINGS AT 25°C CASE

Power Dissipation ¹	190mW
Continuous Forward Current	100mA
Peak Forward Current (10 μs , 400Hz) ²	3A
Reverse Voltage	5V
Lead Soldering Temperature (1/16" from case for 10sec)	260°C

¹Derate per Thermal Derating Curve above 25°C

²Derate linearly above 25°C

THERMAL PARAMETERS

Storage and Operating Temperature Range	-65°C TO 150°C
Maximum Junction Temperature	150°C
Thermal Resistance, R_{THJA} ¹	370°C/W Typical
Thermal Resistance, R_{THJA} ²	120°C/W Typical

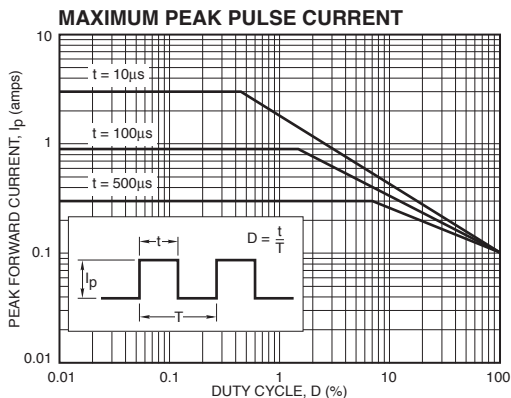
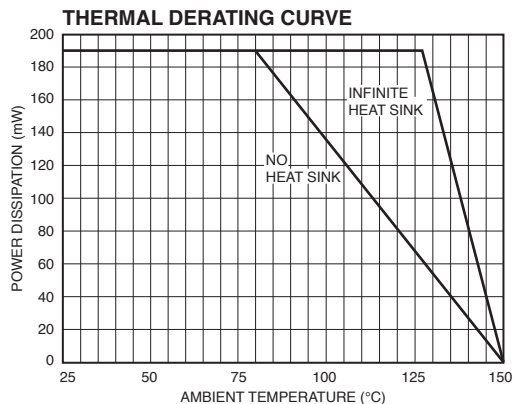
¹Heat transfer minimized by measuring in still air with minimum heat conducting through leads

²Air circulating at a rapid rate to keep case temperature at 25°C

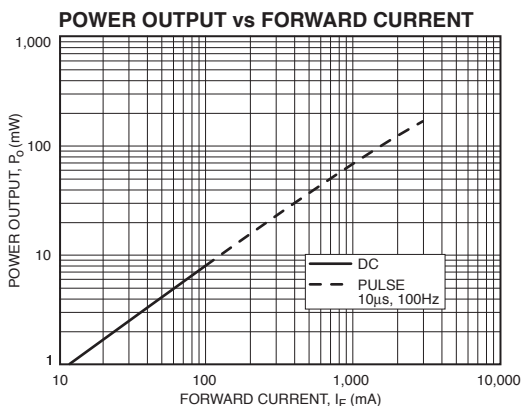
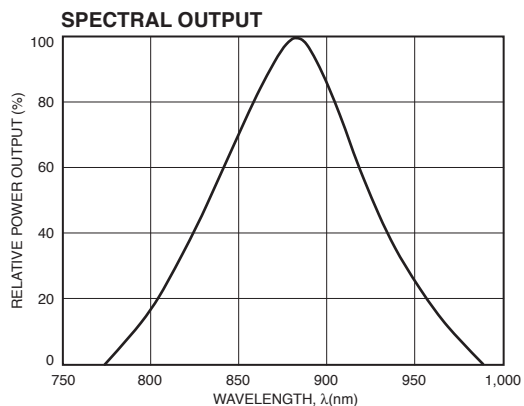
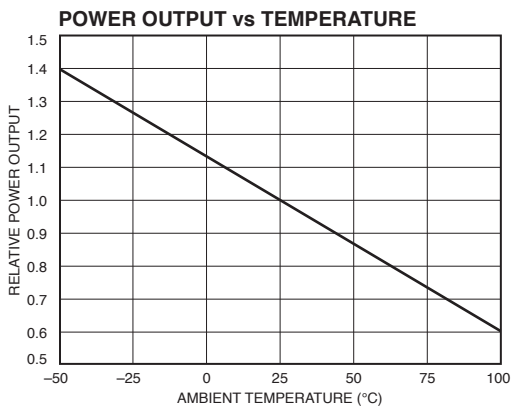
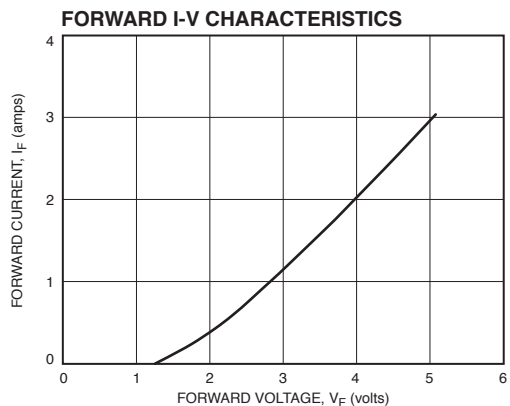
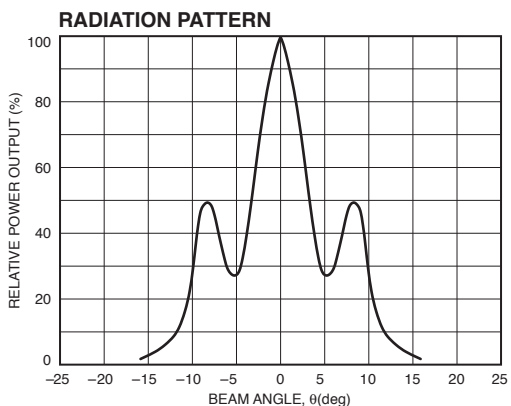
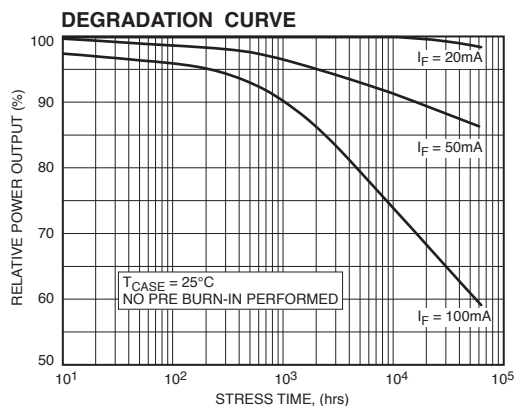


750 Mitchell Road, Newbury Park, California 91320
 Phone: (805) 499-0335, Fax: (805) 499-8108
 Email: sales@optodiode.com, Website: www.optodiode.com

MAXIMUM RATINGS



TYPICAL CHARACTERISTICS



750 Mitchell Road, Newbury Park, California 91320
 Phone: (805) 499-0335, Fax: (805) 499-8108
 Email: sales@optodiode.com, Website: www.optodiode.com