

FEATURES

- Highest power output available
- 880nm peak emission
- Nine chips connected in series
- Very wide angle of emission
- Electrically isolated case

All surfaces are gold plated. Dimensions are nominal values in inches unless otherwise specified.



ELECTRO-OPTICAL CHARACTERISTICS AT 25°C

PARAMETERS	TEST CONDITIONS	MIN	TYP	MAX	UNITS
Total Power Output, P_o	$I_F = 300\text{mA}$ $I_F = 5\text{A}$	390	500 6500		mW
Peak Emission Wavelength, λ_p	$I_F = 50\text{mA}$		880		nm
Spectral Bandwidth at 50%, $\Delta\lambda$			80		nm
Half Intensity Beam Angle, θ				120	
Forward Voltage, V_F	$I_F = 300\text{mA}$		13.5	15	Volts
Reverse Breakdown Voltage, V_R	$I_R = 10\mu\text{A}$	5	30		Volts
Capacitance, C	$V_R = 0\text{V}$		11		pF
Rise Time			3		μsec
Fall Time			3		μsec

ABSOLUTE MAXIMUM RATINGS AT 25°C CASE

Power Dissipation ¹	6W
Continuous Forward Current	400mA
Peak Forward Current (10 μs , 400Hz) ²	5A
Reverse Voltage	5V
Lead Soldering Temperature (1/16" from case for 10sec)	260°C

¹Derate per Thermal Derating Curve above 25°C

²Derate linearly above 25°C

THERMAL PARAMETERS

Storage and Operating Temperature Range	-55°C to 100°C
Maximum Junction Temperature	100°C
Thermal Resistance, R_{THJA} ¹	60°C/W Typical
Thermal Resistance, R_{THJA} ²	16°C/W Typical

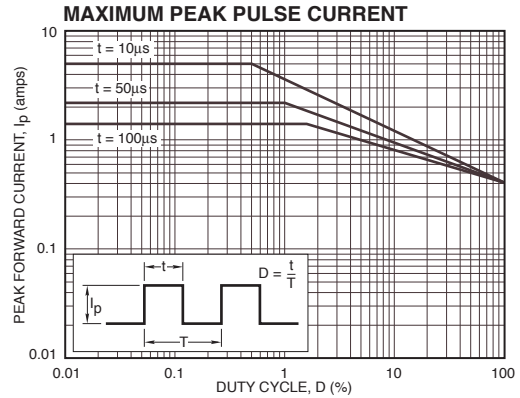
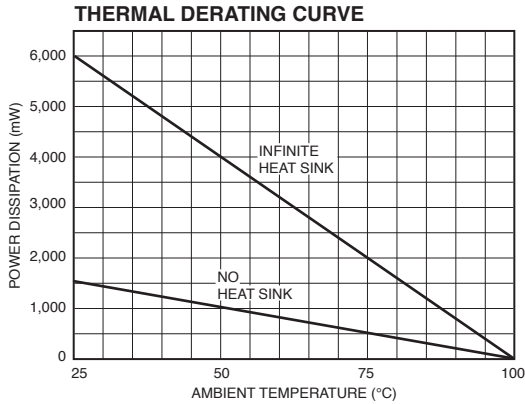
¹Heat transfer minimized by measuring in still air with minimum heat conducting through leads

²Air circulating at a rapid rate to keep case temperature at 25°C

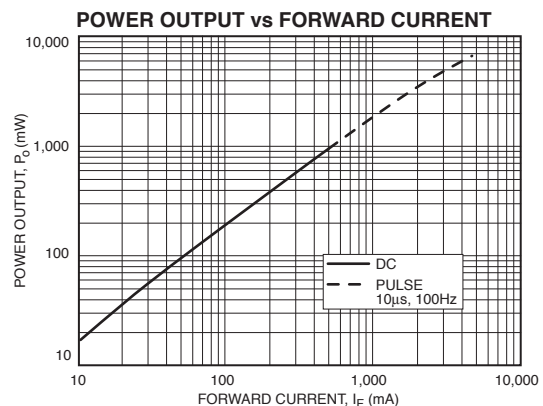
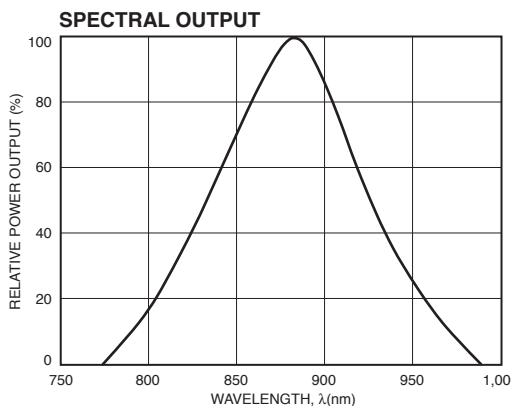
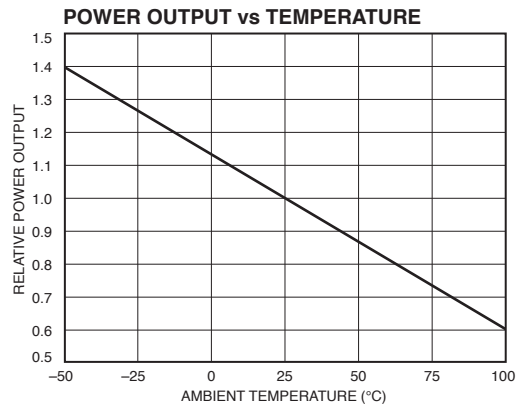
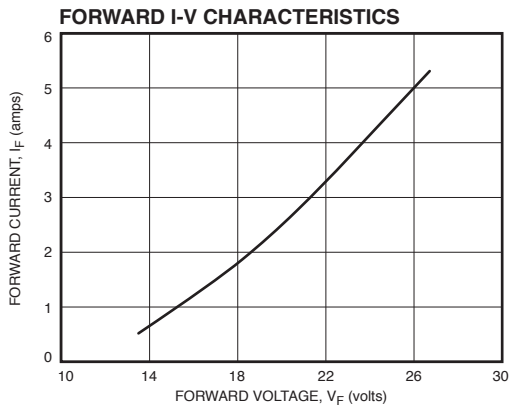
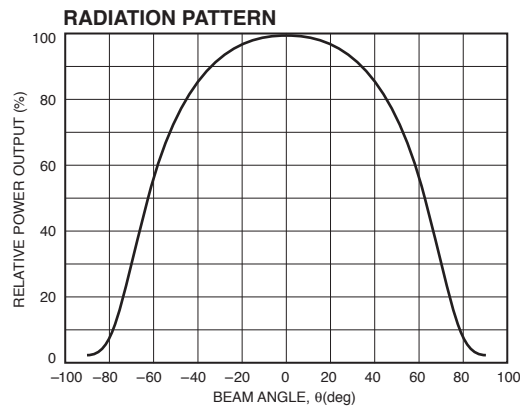
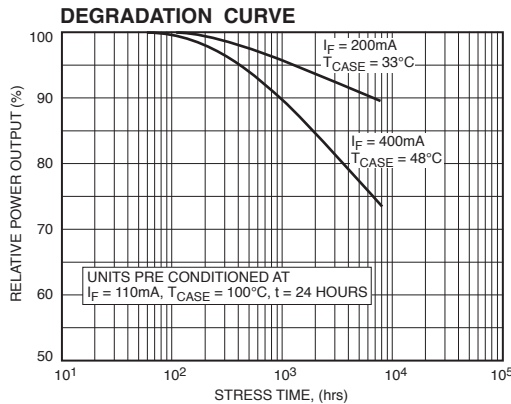


750 Mitchell Road, Newbury Park, California 91320
 Phone: (805) 499-0335, Fax: (805) 499-8108
 Email: sales@optodiode.com, Website: www.optodiode.com

MAXIMUM RATINGS



TYPICAL CHARACTERISTICS



750 Mitchell Road, Newbury Park, California 91320
 Phone: (805) 499-0335, Fax: (805) 499-8108
 Email: sales@optodiode.com, Website: www.optodiode.com