

Part Number: APTD3216SF4C

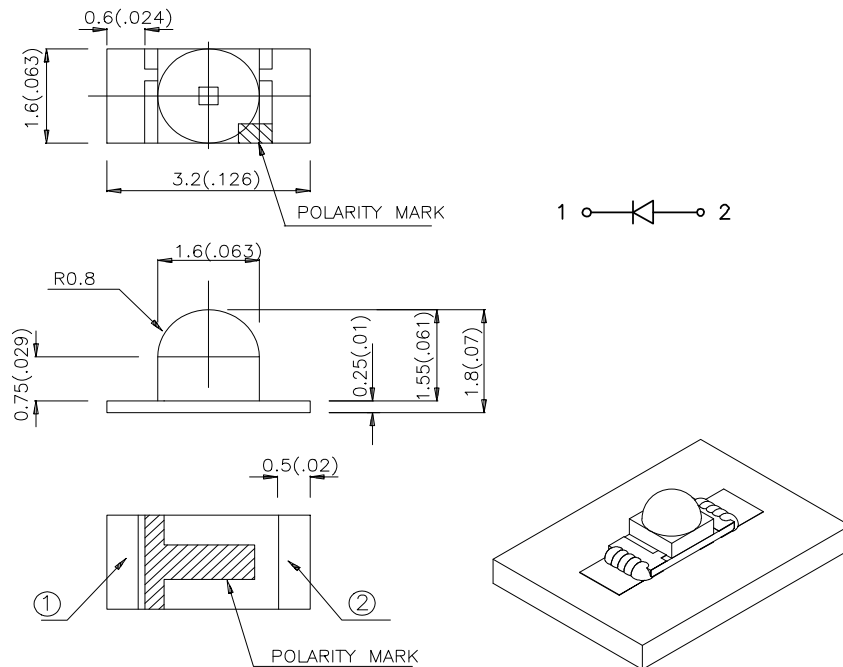
### Features

- 3.2mmx1.6mm SMT LED, 1.8mm THICKNESS.
- MECHANICALLY AND SPECTRALLY MATCHED TO APTD3216 PHOTOTRANSISTOR
- WATER CLEAR LENS
- PACKAGE: 2000PCS / REEL.
- MOISTURE SENSITIVITY LEVEL : LEVEL 3.
- RoHS COMPLIANT.

### Description

SF4 Made with Gallium Aluminum Arsenide Infrared Emitting diodes.

### Package Dimensions



#### Notes:

1. All dimensions are in millimeters (inches).
2. Tolerance is  $\pm 0.2(0.008)$ " unless otherwise noted.
3. Specifications are subject to change without notice.
4. The device has a single mounting surface. The device must be mounted according to the specifications.



## Selection Guide

Part No.	Dice	Lens Type	Po( mW/sr) [2] @ 20mA		Viewing Angle [1]
			Min.	Typ.	2θ1/2
APTD3216SF4C	SF4 (GaAlAs)	WATER CLEAR	1.6	3.2	50°

Notes:

- θ1/2 is the angle from optical centerline where the luminous intensity is 1/2 the optical centerline value.
- Radiant Intensity/ luminous flux: +/-15%.

## Electrical / Optical Characteristics at TA=25°C

Parameter	P/N	Symbol	Typ.	Max.	Units	Test Conditions
Forward Voltage [1]	SF4	V <sub>F</sub>	1.3	1.6	V	I <sub>F</sub> =20mA
Reverse Current	SF4	I <sub>R</sub>	-	10	uA	V <sub>R</sub> =5V
Capacitance	SF4	C	90	-	pF	V <sub>F</sub> =0V;f=1MHz
Peak Spectral Wavelength	SF4	λ <sub>P</sub>	880	-	nm	I <sub>F</sub> =20mA
Spectral Bandwidth	SF4	Δλ <sub>1/2</sub>	50	-	nm	I <sub>F</sub> =20mA

Note:

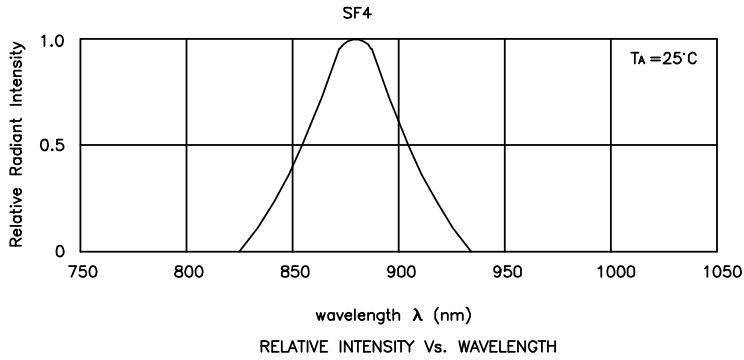
- Forward Voltage: +/-0.1V.

## Absolute Maximum Ratings at TA=25°C

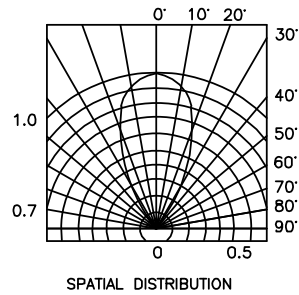
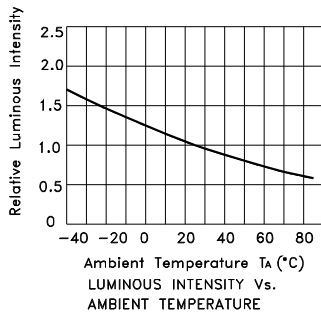
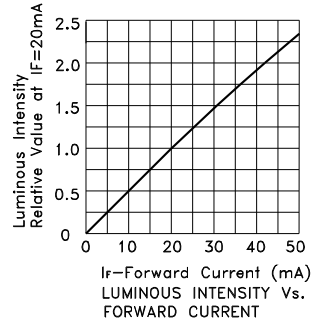
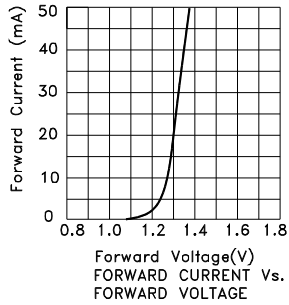
Parameter	Symbol	SF4	Units
Power Dissipation	P <sub>T</sub>	80	mW
DC Forward Current	I <sub>F</sub>	50	mA
Peak Forward Current [1]	i <sub>FS</sub>	1.2	A
Reverse Voltage	V <sub>R</sub>	5	V
Operating Temperature	T <sub>A</sub>	-40 To +85	°C
Storage Temperature	T <sub>STG</sub>	-40 To +85	°C

Note:

- 1/100 Duty Cycle, 10μs Pulse Width.

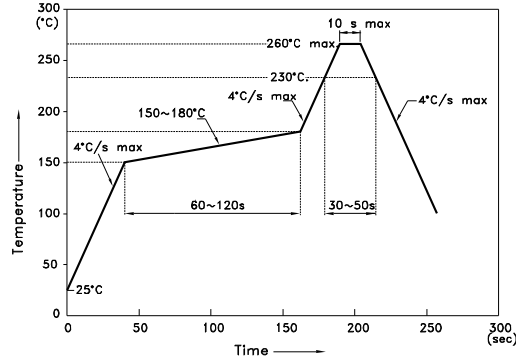


## APTD3216SF4C



## APTD3216SF4C

Reflow Soldering Profile For Lead-free SMT Process.

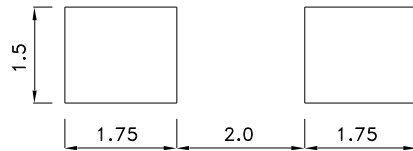


**NOTES:**

1. We recommend the reflow temperature 245°C(+/-5°C). The maximum soldering temperature should be limited to 260°C.
2. Don't cause stress to the epoxy resin while it is exposed to high temperature.
3. Number of reflow process shall be 2 times or less.

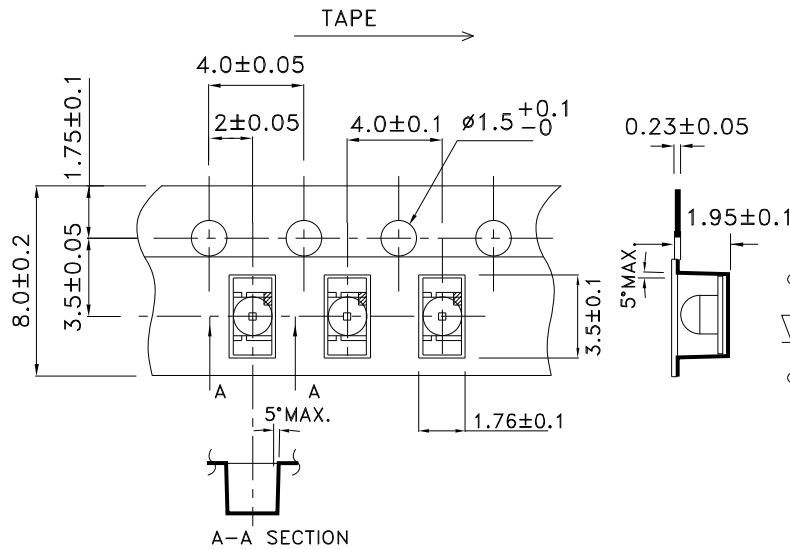
### Recommended Soldering Pattern

(Units : mm; Tolerance: ± 0.1)



### Tape Specifications

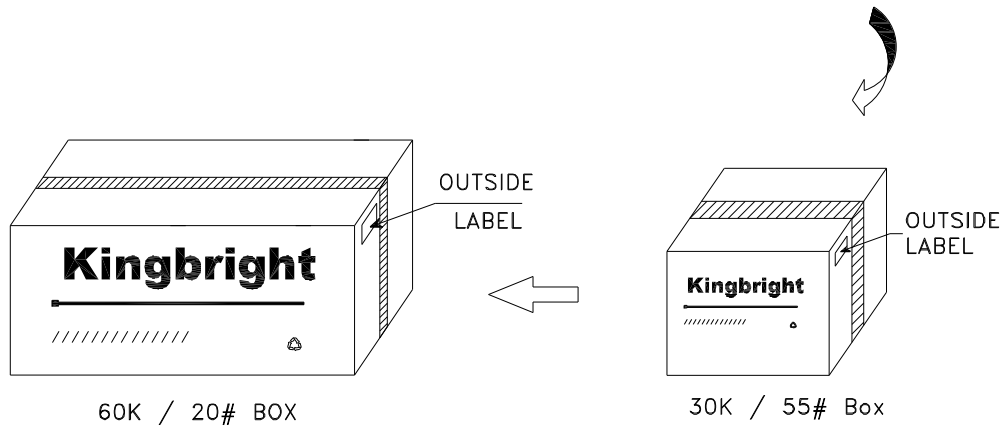
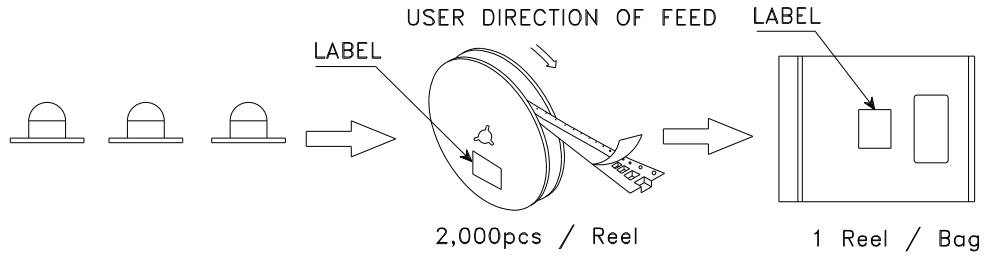
(Units : mm)




# Kingbright

## PACKING & LABEL SPECIFICATIONS

## APTD3216SF4C



<b>Kingbright</b>	
P/NO: APTD3216xxx	
QTY: 2,000 pcs	Q.C. <span style="border: 1px solid black; border-radius: 50%; padding: 2px;">Q C xx xx xxxx PASSED</span>
S/N: XXXX	
CODE: XXX	
LOT NO:	
 xxxxxxxxxxxxxxxxxxxxxxxx	
RoHS Compliant	