

GaAs-Infrarot-Sendediode
GaAs Infrared Emitter
Lead (Pb) Free Product - RoHS Compliant

IRL 80 A



Wesentliche Merkmale

- GaAs-Lumineszenzdiode im Infrarotbereich
- Klares Miniaturkunststoffgehäuse, seitliche Abstrahlung
- Preiswertes Kunststoffgehäuse
- Lange Lebensdauer (Langzeitstabilität)
- Weiter Öffnungskegel ($\pm 30^\circ$)
- Passend zu Fototransistor LPT 80 A

Anwendungen

- Fertigungs- und Kontrollanwendungen der Industrie, die eine Unterbrechung des Lichtstrahls erfordern
- Lichtschranken

Features

- GaAs infrared emitting diode
- Clear plastic package with lateral emission
- Low cost plastic package
- Long term stability
- Wide beam ($\pm 30^\circ$)
- Matches phototransistor LPT 80 A

Applications

- For a variety of manufacturing and monitoring applications which require beam interruption
- Light barriers

Typ Type	Bestellnummer Ordering Code
IRL 80 A	Q68000A7851

Grenzwerte ($T_A = 25\text{ °C}$)

Maximum Ratings

Bezeichnung Parameter	Symbol Symbol	Wert Value	Einheit Unit
Betriebs- und Lagertemperatur Operating and storage temperature range	$T_{op}; T_{stg}$	- 40 ... + 100	°C
Sperrspannung Reverse voltage	V_R	3	V
Durchlassstrom Forward current	I_F	60	mA
Verlustleistung Power dissipation	P_{tot}	100	mW
Verringerung der Verlustleistung, $T_A > 25\text{ °C}$ Derate above, $T_A > 25\text{ °C}$	-	1.33	mW/°C
Wärmewiderstand Thermal resistance	R_{thJA}	750	K/W

Kennwerte ($T_A = 25\text{ °C}$)

Characteristics

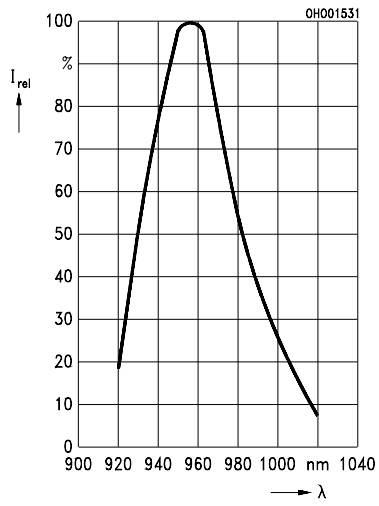
Bezeichnung Parameter	Symbol Symbol	Wert Value	Einheit Unit
Wellenlänge der Strahlung bei I_{max} Wavelength of peak emission	λ_{peak}	950	nm
Spektrale Bandbreite bei 50% von I_{max} Spectral bandwidth at 50% of I_{max}	$\Delta\lambda$	± 20	nm
Abstrahlwinkel Half angle	φ	± 30	Grad deg.
Durchlassspannung, $I_F = 20\text{ mA}$ Forward voltage	V_F	≤ 1.5	V
Strahlstärke ¹⁾ , $I_F = 20\text{ mA}$ Radiant intensity	I_e	≥ 0.4	mW/sr

¹⁾ Ein Silizium-Empfänger mit 1 cm² strahlungsempfindlicher Fläche wird nach der mechanischen Achse ausgerichtet. Es wird eine Lochblende verwendet.

¹⁾ A 1 cm² silicon detector is aligned with the mechanical axis. An aperture is used.

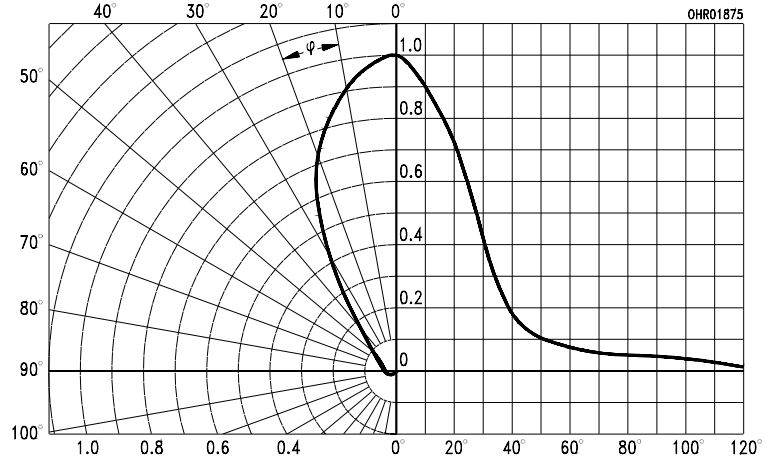
Relative Spectral Emission

$$S_{rel} = f(\lambda)$$

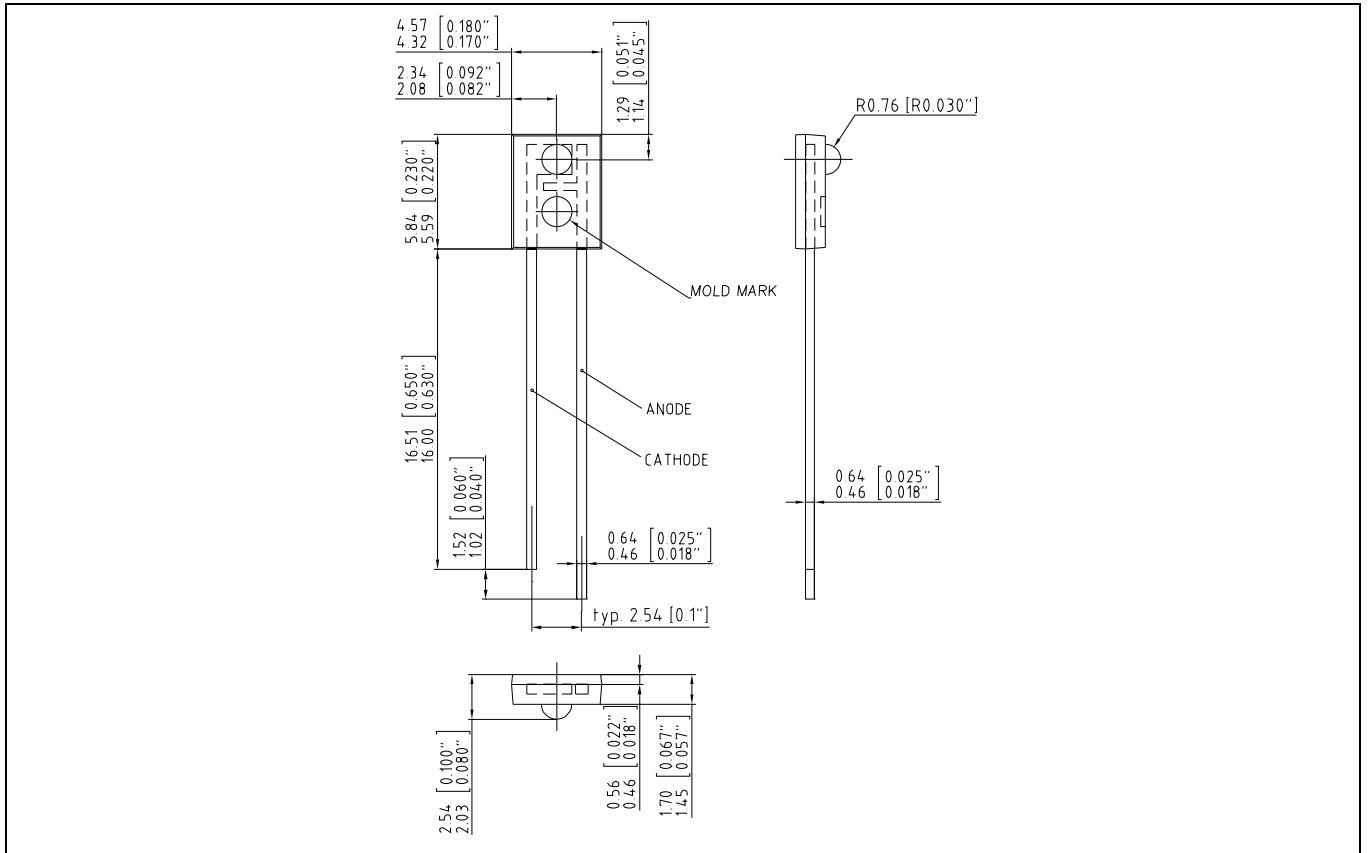


Directional Characteristics

$$I_{rel} = f(\varphi)$$



**Maßzeichnung
Package Outlines**

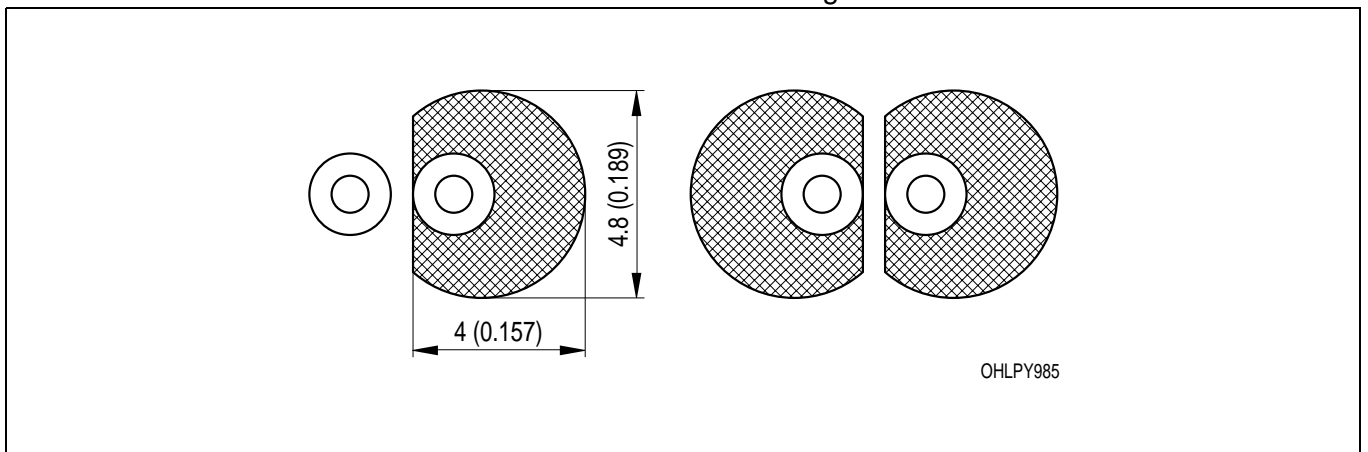


Maße in mm (inch) / Dimensions in mm (inch).

Approx weight 0.2g

**Empfohlenes Lötpaddesign
Recommended Solder Pad**

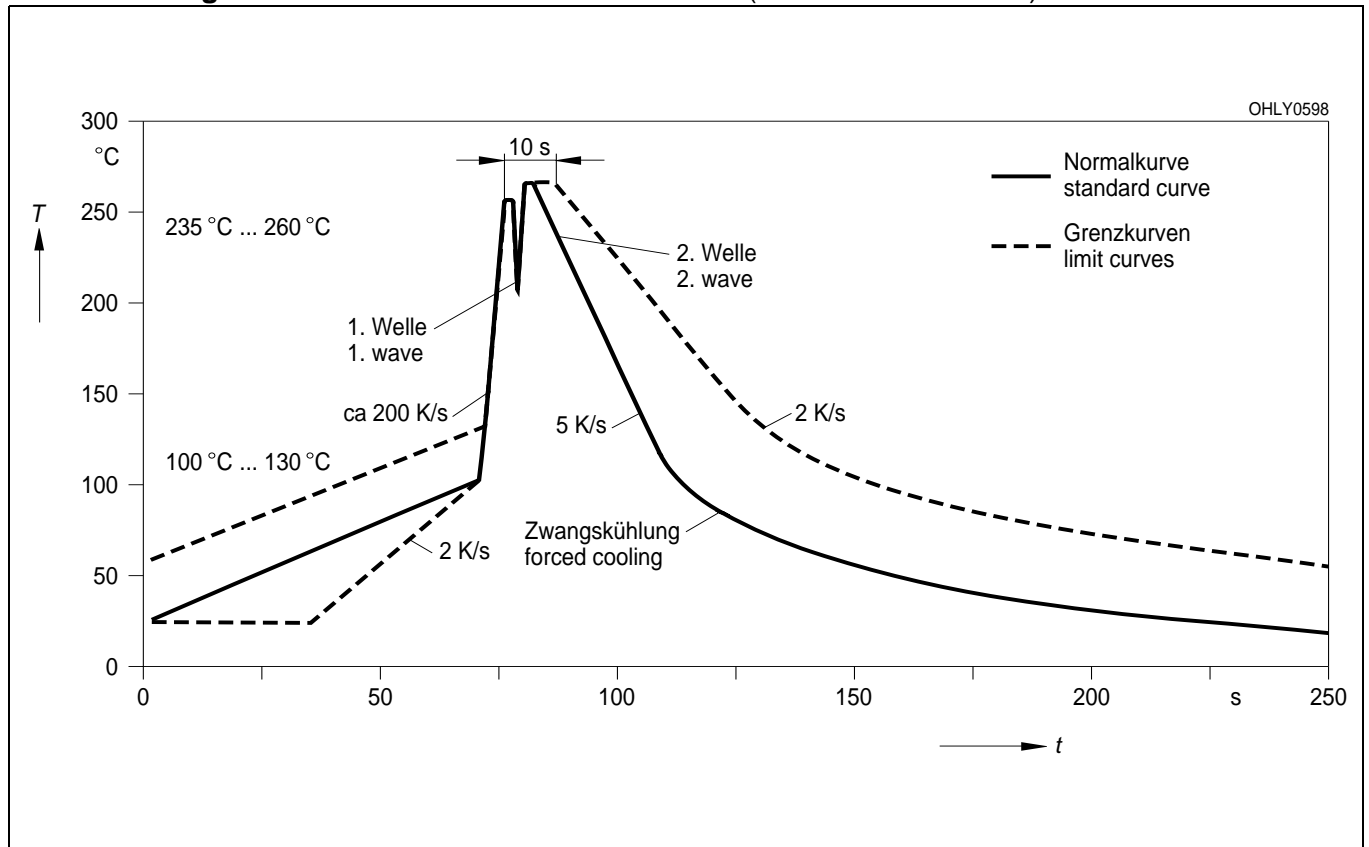
**Wellenlöten (TTW)
TTW Soldering**



Maße in mm (inch) / Dimensions in mm (inch).

Wellenlötten (TTW)
TTW Soldering

(nach CECC 00802)
(acc. to CECC 00802)



Published by
OSRAM Opto Semiconductors GmbH
Wernerwerkstrasse 2, D-93049 Regensburg
www.osram-os.com
© All Rights Reserved.

EU RoHS and China RoHS compliant product



此产品符合欧盟 RoHS 指令的要求；
按照中国的相关法规和标准，不含有毒有害物质或元素。

The information describes the type of component and shall not be considered as assured characteristics. Terms of delivery and rights to change design reserved. Due to technical requirements components may contain dangerous substances. For information on the types in question please contact our Sales Organization.

Packing

Please use the recycling operators known to you. We can also help you – get in touch with your nearest sales office. By agreement we will take packing material back, if it is sorted. You must bear the costs of transport. For packing material that is returned to us unsorted or which we are not obliged to accept, we shall have to invoice you for any costs incurred.

Components used in life-support devices or systems must be expressly authorized for such purpose! Critical components ¹, may only be used in life-support devices or systems ² with the express written approval of OSRAM OS.
¹ A critical component is a component used in a life-support device or system whose failure can reasonably be expected to cause the failure of that life-support device or system, or to affect its safety or effectiveness of that device or system.
² Life support devices or systems are intended (a) to be implanted in the human body, or (b) to support and/or maintain and sustain human life. If they fail, it is reasonable to assume that the health of the user may be endangered.