


## SC Type Fixed Attenuators



### ■ Features

1. Maximum input power for SM : 250mW
2. Attenuation level : 0,1,2,3,4,5,6,7,8,9,10,11,12,13,14,15,16,20,25,30 dB
3. Dual wavelengths : 1310 nm and 1550 nm
4. User friendly push-pull mechanism
5. Please contact us if you have any requests. Hirose will offer excellent solutions to meet your requirements.

### ■ Applications

Power level adjustment of optical fiber communication networks.

## Product Specifications

### High Power SC-Type Fixed Attenuator (Max. input power: 250mW)

Ratings	Operating temperature range	-40°C to +75°C	Storage temperature range	-40°C to +85°C
	Max. Input Power	250mW	Fiber type	SM

Item		Test Method	Requirements
Optical Characteristics	Attenuation	Measurement at a point within wavelength of 1310 ± 30 nm and a point within wavelength of 1550 ± 30 nm.	0+0.4db
			1,2±0.5dB
			3,4,5,6±0.6dB
			7,8,9,10,11,12,13,14±ATT×10%dB
Return Loss			15,16,20,25±1.5dB
			30±2.5dB
Power test	Power : 250mw, Time : 100 hours Laser : LD(wavelength : 1470nm)	Change in attenuation : ±0.2dB	
Mechanical Characteristics	Engagement and separation forces	Engagement and separation forces at 50mm/s.	Engagement force: ≤19.6 N Separation force: ≤19.6 N
	Gauge retention force	Zirconia gauge at φ2.499 ± 0.0005 mm.	2.0N to 3.9N
	Mating durability	Insertion and extraction number : 500	1) Attenuation and return loss shall be satisfied before and after the test. 2) No breakage, crack or looseness on components.
	Vibration	3 hours at an amplitude of 1.5mm. with the frequency range 10 to 55Hz. In each of three mutually perpendicular plane.	
	Flex test	8.82N load, 100 cycles Telcordia GR-910-CORE	
	Twist test	13.23N load, 10 cycles Telcordia GR-910-CORE	
	Side test	12.25N load, 90° angle, active Telcordia GR-910-CORE	
Impact test	3 times in each of three mutually perpendicular axis with the Acceleration 981m/s <sup>2</sup>		
Environmental Characteristics	Composite Temperature-humidity Cyclic test	Humidity : 90% to 96% Temperature : -10°C to 65°C, Time : 480 hours(20 Cyclic)	No significant corrosion.
	Temperature cycling	Temp : -40→-40→80→80→80 to -40°C Time : 60→ 180 →60→ 180 min Cyclic : 100 cycles	
	Dry heat-high Temperature endurance	Temperature : 85°C Time : 500 hours	
	Cold	Temperature : -40°C Time : 500 hours	
	Salt Mist	Salt Mist : 5% Time : 48 hours	

## Materials

Part	Material
Body	Zinc alloy
Ferrule	Zirconia
Split sleeve	Zirconia

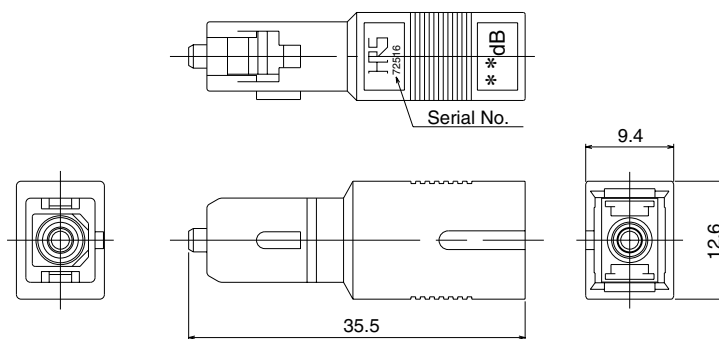
## Ordering Information

**HSC - AT 11 K - A \*\***

①      ②      ③      ④      ⑤      ⑥

① Series name : HSC	④ Polishing code K : AdPC (≥40dB)
② Attenuator	⑤ Optical fiber type A : Single Mode
③ Specification series	⑥ Attenuation : 00,01,02,03,04,05,06,07,08,09, 10,11,12,13,14,15,16,20,25,30

## ●High Power SC-Type Fixed Attenuator (Max. input power: 250mW)



Part Number	CL No.	Attenuation	Attenuation Tolerance	Return Loss	Wavelength	Split Sleeve	Fiber type
HSC-AT11K-A00	820-6001-6	0dB	+0.4dB	≥40dB	1310nm 1550nm	Zirconia	SM
HSC-AT11K-A01	820-6002-9	1dB	±0.5dB				
HSC-AT11K-A02	820-6003-1	2dB	±0.5dB				
HSC-AT11K-A03	820-6004-4	3dB	±0.6dB				
HSC-AT11K-A04	820-6005-7	4dB	±0.6dB				
HSC-AT11K-A05	820-6006-0	5dB	±0.6dB				
HSC-AT11K-A06	820-6007-2	6dB	±0.6dB				
HSC-AT11K-A07	820-6013-5	7dB	±0.7dB				
HSC-AT11K-A08	820-6014-8	8dB	±0.8dB				
HSC-AT11K-A09	820-6015-0	9dB	±0.9dB				
HSC-AT11K-A10	820-6008-5	10dB	±1.0dB				
HSC-AT11K-A11	820-6016-3	11dB	±1.1dB				
HSC-AT11K-A12	820-6017-6	12dB	±1.2dB				
HSC-AT11K-A13	820-6018-9	13dB	±1.3dB				
HSC-AT11K-A14	820-6019-1	14dB	±1.4dB				
HSC-AT11K-A15	820-6009-8	15dB	±1.5dB				
HSC-AT11K-A16	820-6020-0	16dB	±1.5dB				
HSC-AT11K-A20	820-6010-7	20dB	±1.5dB				
HSC-AT11K-A25	820-6011-0	25dB	±1.5dB				
HSC-AT11K-A30	820-6012-2	30dB	±2.5dB				

MU

SC

FC

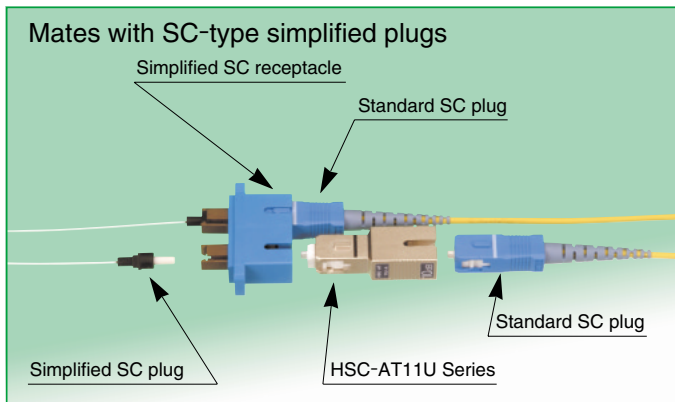

Harsh  
Environment

Attenuators

Terminators

# SC-Type Optical Fixed Attenuators

## HSC-AT11U Series



### Features

1. Low return loss, 50 dB min.\*
2. Complies with Telcordia GR-910-CORE.
3. SC-type simplified plugs  
Mates with the spring-less (ferrule-fastened) SC-type simplified plugs.
4. In-line mating with a standard SC connectors
5. High input power (250 mW max.)
6. Variety of fixed attenuation levels.

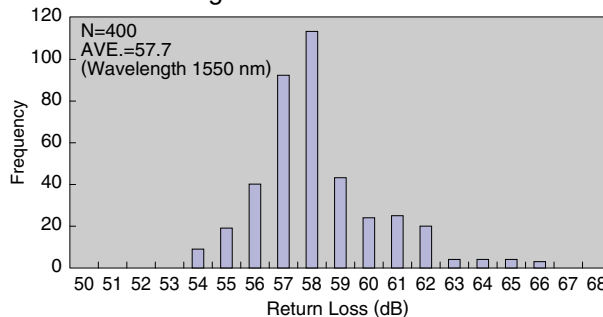
1 to 16 dB (in 1 dB increments), 20, 25, and 30 dB

### Applications

Optical communication and data transfer equipment requiring in-line fixed power level adjustment.

\* Standard return loss. Contact Hirose Electric sales representative if better return loss is required.

Return Loss Histogram



### Ordering Information

**HSC-AT-11-U-A-\*\*\***

- ① ② ③ ④ ⑤ ⑥

① Series name: HSC	④ Polishing code U: UPC (>=50dB)
② Attenuator	⑤ Optical fiber type A: Single Mode
③ Specification series	⑥ In-line mating with a standard SC connectors :00, 01, 02, 03, 04, 05, 06, 07, 08,09, 10, 11, 12, 13, 14, 15, 16, 20, 25, 30

Part Number	CL No.	Attenuation	Attenuation Tolerance	Return Loss	Wavelength	Split Sleeve	Fiber Type
HSC-AT11U-A00	820-9500-2	0dB	+0.4dB	≥50dB	1310nm 1550nm	Zirconia	SM
HSC-AT11U-A01	820-9501-5	1dB	±0.5dB				
HSC-AT11U-A02	820-9502-8	2dB	±0.5dB				
HSC-AT11U-A03	820-9503-0	3dB	±0.6dB				
HSC-AT11U-A04	820-9504-3	4dB	±0.6dB				
HSC-AT11U-A05	820-9505-6	5dB	±0.6dB				
HSC-AT11U-A06	820-9506-9	6dB	±0.6dB				
HSC-AT11U-A07	820-9507-1	7dB	±0.7dB				
HSC-AT11U-A08	820-9508-4	8dB	±0.8dB				
HSC-AT11U-A09	820-9509-7	9dB	±0.9dB				
HSC-AT11U-A10	820-9510-6	10dB	±1.0dB				
HSC-AT11U-A11	820-9511-9	11dB	±1.1dB				
HSC-AT11U-A12	820-9512-1	12dB	±1.2dB				
HSC-AT11U-A13	820-9513-4	13dB	±1.3dB				
HSC-AT11U-A14	820-9514-7	14dB	±1.4dB				
HSC-AT11U-A15	820-9515-0	15dB	±1.5dB				
HSC-AT11U-A16	820-9516-2	16dB	±1.5dB				
HSC-AT11U-A20	820-9517-5	20dB	±1.5dB				
HSC-AT11U-A25	820-9518-8	25dB	±1.5dB				
HSC-AT11U-A30	820-9519-0	30dB	±2.5dB				

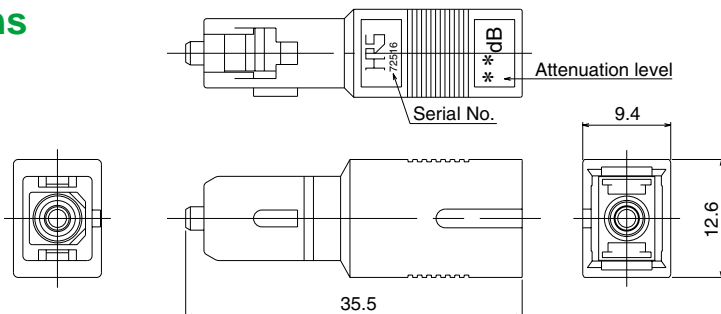
## Specifications

Rating	Operating temperature range	-40°C to +75°C	Max. input power	250 mW
	Storage temperature range	-40°C to +75°C	Fiber type	SMF

Characteristic	Test Method (Conforms with Telcordia GR-910-CORE)	Specification	
Optical characteristic	Attenuation	Refer to the various types of attenuation tolerance (the previous page). 50 dB min.	
	Return loss		
Optical characteristic	Rated input power	After / during test, changing in attenuation(fluctuation)shall be less than $\pm 0.1$ dB.	
Environmental characteristic	Controlled Operating Environment	1) After test, change in attenuation(fluctuation)and return loss shall be as follows. 1, 2, and 3 dB : within (Nominal attenuation value x0.15) dB Other attenuations : within 0.5 dB · Return loss : 50 dB min. 2) No breakage, crack or dislocation of components.	
	Uncontrolled Operating Environment		
	Non-Operating Environment		Low-Temperature Exposure and Thermal Shock Temperature : 23°C → 40°C → -40°C → 23°C Duration : 2.1h 72 h 4 min. minimum
			High-Temperature Exposure and Thermal Shock Temperature : 23°C → 70°C → 70°C → 23°C Duration : 1.6h 72 h 5 min. minimum
			High Relative Humidity Exposure Temperature : 23°C → 40°C → 40°C → 23°C Duration : 0.6h 96 h 0.6h Humidity : 90% to 95%
	Humidity/Condensation Cycling Test		Temperature : -10°C to 65°C Period of 1 cycle : 12 hours Humidity : 90% to 100% Number of cycles : 14
Water Immersion	Temperature : 43°C Duration : 168 hours Solution : PH 5.5		
Mechanical characteristics	Vibration	1) After /during test, change in attenuation(fluctuation)and return loss shall be as follows. 1, 2, and 3 dB : within (Nominal attenuation value x0.15) dB Other attenuations : within 0.5 dB · Return loss : 50 dB min. 2) No breakage, crack or dislocation of components.	
	Side Pull Load		
	Cable Retention		
	Durability		
	Impact Test		

## Materials and Dimensions

Component	Material
Body	Zinc alloy
Ferrule	Zirconia
Split sleeve	Zirconia



## HIROSE ELECTRIC CO.,LTD.

5-23,OSAKI 5-CHOME,SHINAGAWA-KU,TOKYO 141-8587,JAPAN  
 PHONE: 81-3-3491-9741, FAX: 81-3-3493-2933  
<http://www.hirose.com>  
<http://www.hirose-connectors.com>