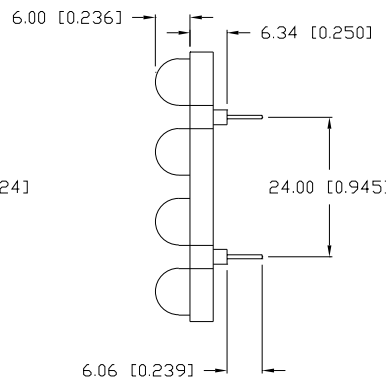
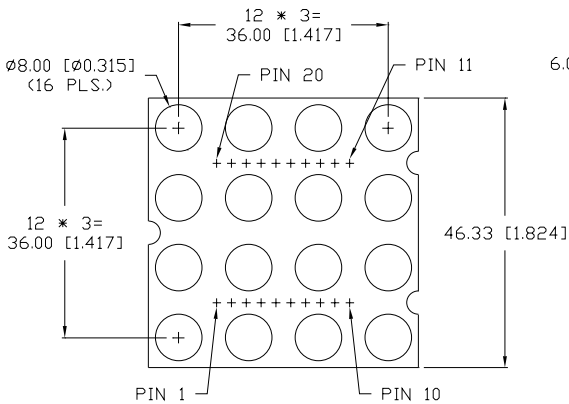


UNCONTROLLED DOCUMENT

PART NUMBER  
SSP-LXS1822UP16A

REV.  
A

REV.	E.C.N. NUMBER AND REVISION COMMENTS	DATE
A	E.C.N. #10582.	1-21-00



ELECTRO-OPTICAL CHARACTERISTICS  $T_A=25^{\circ}\text{C}$   $I_f=20\text{mA}$

PARAMETER	MIN	TYP	MAX	UNITS	TEST COND
PEAK WAVELENGTH		525		nm	
FORWARD VOLTAGE		3.5	4.0	V <sub>f</sub>	
REVERSE VOLTAGE	5.0			V <sub>r</sub>	I <sub>r</sub> =100μA
AXIAL INTENSITY**		5000		mcd	I <sub>f</sub> =20mA
VIEWING ANGLE		30		2x theta	
EMITTED COLOR:	ULTRA PURE GREEN				
EPOXY LENS FINISH:	WATER CLEAR				

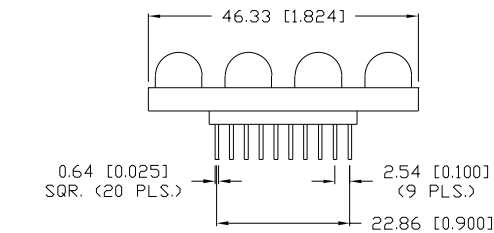
\*\* INTENSITY PER DIE.

LIMITS OF SAFE OPERATION AT 25°C PER DIE

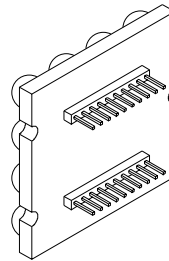
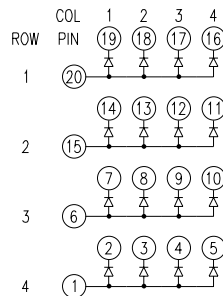
PARAMETER	MAX	UNITS
PEAK FORWARD CURRENT*	100	mA
STEADY CURRENT	30	mA
POWER DISSIPATION	98	mW
DERATE FROM 25°C	- 1.0	mW/°C
OPERATING, STORAGE TEMP.	- 30 TO + 70	°C
SOLDERING TEMP.	+ 260	°C
2.0mm FROM BODY		3 SEC. MAX

\* I<sub>t</sub><10μS

CAUTION: STATIC SENSITIVE DEVICE  
FOLLOW PROPER E.S.D. HANDLING PROCEDURES  
WHEN WORKING WITH THIS PART.  
ESD CLASSIFICATION: CLASS II BASED ON MIL-STD 883E.



COMMON ANODE ROWS



\*TOLERANCES PER DECIMAL PRECISION ARE: X=±1 (±0.039), XX=±0.5 (±0.020), XXX=±0.25 (±0.010). LEAD LENGTH=±0.75 (±0.030), MIN= +DECIMAL PRECISION MAX.= +0.00 -DECIMAL PRECISION

UNCONTROLLED DOCUMENT

REV. PART NUMBER  
A SSP-LXS1822UP16A

CONFIDENTIAL INFORMATION  
THE INFORMATION CONTAINED IN THIS DOCUMENT IS THE PROPERTY OF LUMEX INC. EXCEPT AS SPECIFICALLY AUTHORIZED IN WRITING BY LUMEX INC., THE HOLDER OF THIS DOCUMENT SHALL KEEP ALL INFORMATION CONTAINED HEREIN CONFIDENTIAL AND SHALL PROTECT SAME IN WHOLE OR IN PART FROM DISCLOSURE AND DISSEMINATION TO ALL THIRD PARTIES.



290 E. HELLEN ROAD  
PALATINE, ILLINOIS 60067  
PHONE: (847) 359-2790  
WEB: <http://www.lumex.com>

1.82" SQUARE, 16 LED CLUSTER, 525nm ULTRA GREEN LEDS,  
WATER CLEAR LENS, COMMON ANODE ROWS.

RELIABILITY NOTE  
OUR MANY YEARS OF EXPERIENCE DATA ACCUMULATION INDICATE THAT SOLDER HEAT IS A MAJOR CAUSE OF EARLY AND FUTURE FAILURE. PLEASE PAY ATTENTION TO YOUR SOLDERING PROCESS.

DRAWN BY: BC	CHECKED BY:	APPROVED BY:	DATE: 9-21-99
			PAGE: 1 OF 1
			SCALE: N/A