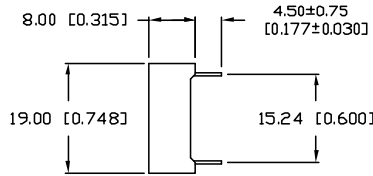
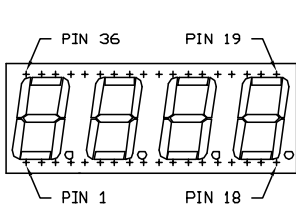


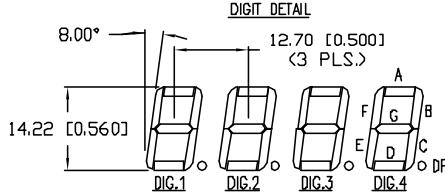
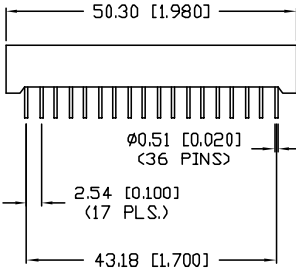
UNCONTROLLED DOCUMENT

| | | |
|-------------|-------------------------------------|----------|
| PART NUMBER | | REV. |
| LDQ-A513R1 | | A |
| REV. | E.C.N. NUMBER AND REVISION COMMENTS | DATE |
| A | E.C.N. #11148. | 03.20.07 |



ELECTRO-OPTICAL CHARACTERISTICS $T_A=25^\circ\text{C}$ $I_f=10\text{mA}$

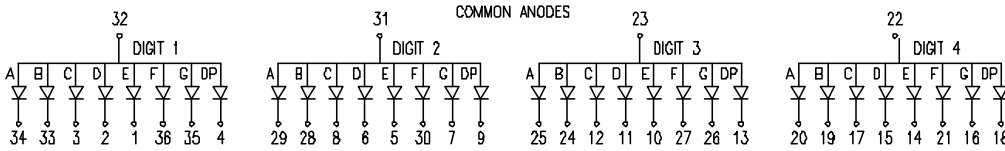
| PARAMETER | MIN | TYP | MAX | UNITS | TEST COND |
|-----------------|----------------------|--------------|-----|----------------|----------------------|
| PEAK WAVELENGTH | | 585 (YELLOW) | | nm | |
| FORWARD VOLTAGE | | 2.1 | 2.5 | V_f | |
| REVERSE VOLTAGE | 5.0 | | | V_r | $I_f=100\mu\text{A}$ |
| AXIAL INTENSITY | | 3900 | | μcd | $I_f=10\text{mA}$ |
| EMITTED COLOR: | YELLOW | | | | |
| FACE COLOR: | GRAY | | | | |
| SEGMENT COLOR: | MILKY WHITE DIFFUSED | | | | |



LIMITS OF SAFE OPERATION AT 25°C PER CHIP

| PARAMETER | MAX | UNITS |
|--------------------------|------------|-------|
| PEAK FORWARD CURRENT* | 150 | mA |
| STEADY CURRENT | 30 | mA |
| POWER DISSIPATION | 105 | mW |
| DERATE FROM 25°C | -1.2 | mW/°C |
| OPERATING, STORAGE TEMP. | -40 TO +85 | °C |
| SOLDERING TEMP. | +260 | °C |
| 2.0mm FROM BODY | 3 SEC. MAX | |

* $t < 10\mu\text{s}$



*UNLESS OTHERWISE SPECIFIED TOLERANCES PER DECIMAL PRECISION ARE: X=±1 (±0.038), XX=±0.5 (±0.020), XXX=±0.25 (±0.010), XXXX=±0.127 (±0.006). LEAD SIZE=±0.05 (±0.002), LEAD LENGTH=±0.75 (±0.030), NN=DECIMAL PRECISION MAX.=+0.00 DECIMAL PRECISION -0.00

UNCONTROLLED DOCUMENT

| | | | |
|--|---------------------------|---|--|
| REV. A | PART NUMBER LDQ-A513R1 | <p>CONFIDENTIAL INFORMATION</p> <p>THE INFORMATION CONTAINED IN THIS DOCUMENT IS THE PROPERTY OF LUMEX INC. EXCEPT AS SPECIFICALLY AUTHORIZED IN WRITING BY LUMEX INC., THE HOLDER OF THIS DOCUMENT SHALL KEEP ALL INFORMATION CONTAINED HEREIN CONFIDENTIAL AND SHALL PROTECT SAME IN WHOLE OR IN PART FROM DISCLOSURE AND DISSEMINATION TO ALL THIRD PARTIES.</p> <p>RELIABILITY NOTE</p> <p>OUR MANY YEARS OF EXPERIENCE DATA ACCUMULATION INDICATE THAT SOLDER HEAT IS A MAJOR CAUSE OF EARLY AND FUTURE FAILURE. PLEASE PAY ATTENTION TO YOUR SOLDERING PROCESS.</p> | <p>290 E. HELEN ROAD PALATINE, IL 60067-6976 PHONE: +1.847.359.2790 US WEB: www.lumex.com TW WEB: www.lumex.com.tw</p> |
| 0.56" QUAD DIGIT DISPLAY, RIGHT HAND DECIMAL, 585nm YELLOW CHIPS, GRAY FACE, WHITE SEGMENTS, COMMON ANODE, DIRECT DRIVE. | | DRAWN BY: JC CHECKED BY: APPROVED BY: DATE: 5.11.99 PAGE: 1 OF 1 SCALE: N/A | |

