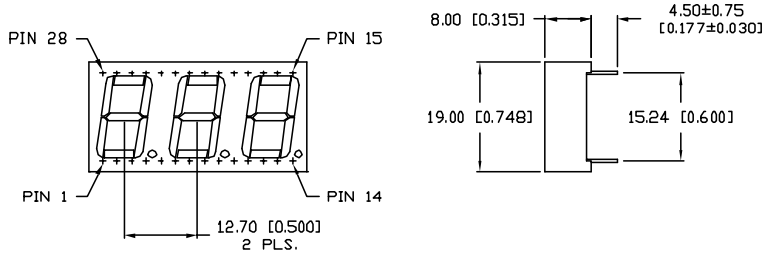
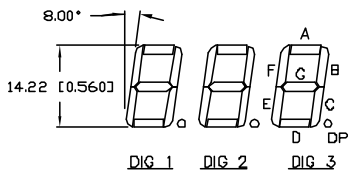


DATE	REVISIONS	REV
2-28-96	E.C.N. #10128./	A
4-22-98	E.C.N. #10BRDR. & REDRAWN./	B

DRAWING NUMBER	REV
LDT-A515RI	B

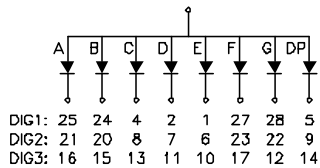


**DIGIT DETAIL**



**COMMON ANODE**

DIG1: PIN NO. 3,26  
 DIG2: PIN NO. 19  
 DIG3: PIN NO. 18



UNLESS OTHERWISE SPECIFIED TOLERANCE IS ±0.25mm (±0.010")

**ELECTRO-OPTICAL CHARACTERISTICS  $T_A=25^{\circ}\text{C}$   $I_f=10\text{mA}$**

PARAMETER	MIN	TYP	MAX	UNITS	TEST COND
PEAK WAVELENGTH		700 (RED)		nm	
FORWARD VOLTAGE		2.0	2.5	$V_f$	
REVERSE VOLTAGE	5.0			$V_r$	$I_r=100\mu\text{A}$
AXIAL INTENSITY		1550		$\mu\text{cd}$	$I_f=10\text{mA}$
EMITTED COLOR:	RED				
FONT COLOR:	GREY				
SEGMENT COLOR:	MILKY WHITE DIFFUSED				

**LIMITS OF SAFE OPERATION AT 25°C PER CHIP**

PARAMETER	MAX	UNITS
PEAK FORWARD CURRENT*	150	mA
STEADY CURRENT	25	mA
POWER DISSIPATION	120	mW
DERATE FROM 25°C	-1.2	mW/°C
OPERATING, STORAGE TEMP.	-40 TO +85	°C
SOLDERING TEMP.	+260	°C
2.0mm FROM BODY	3 SEC. MAX	

\*  $t < 10\mu\text{s}$

**RELIABILITY NOTE**

OUR MANY YEARS OF EXPERIENCE DATA ACCUMULATION INDICATE THAT SOLDER HEAT IS A MAJOR CAUSE OF EARLY AND FUTURE FAILURE. PLEASE PAY ATTENTION TO YOUR SOLDERING PROCESS.

		290 E. HELLEN ROAD PALATINE, ILLINOIS 60067 (847) 359-2790	
		<small>CONFIDENTIAL INFORMATION          THE INFORMATION CONTAINED IN THIS DOCUMENT IS THE PROPERTY OF LUMEX INCORPORATED. EXCEPT AS SPECIFICALLY AUTHORIZED IN WRITING BY LUMEX INCORPORATED, THE HOLDER OF THIS DOCUMENT SHALL KEEP ALL INFORMATION CONTAINED HEREIN CONFIDENTIAL AND SHALL PROTECT SAME IN WHOLE OR IN PART FROM DISCLOSURE AND DISSEMINATION TO ALL THIRD PARTIES.</small>	
DATE: 3-31-95	DWN:	CHK'D:	APPD:
SCALE: N/A			
0.56" TRIPLE DIGIT, SEVEN SEGMENT DISPLAY, 700nm RED, GREY FONT/WHITE SEGMENTS, COMMON ANODE.			
PAGE 1 OF 1	DRAWING NUMBER LDT-A515RI		REV B