UNCONTROLLED DOCUMENT

PART NUMBER	REV.
LDS–E5004RI	

REV.	E.C.N. NUMBER AND REVISION COMMENTS	DATE

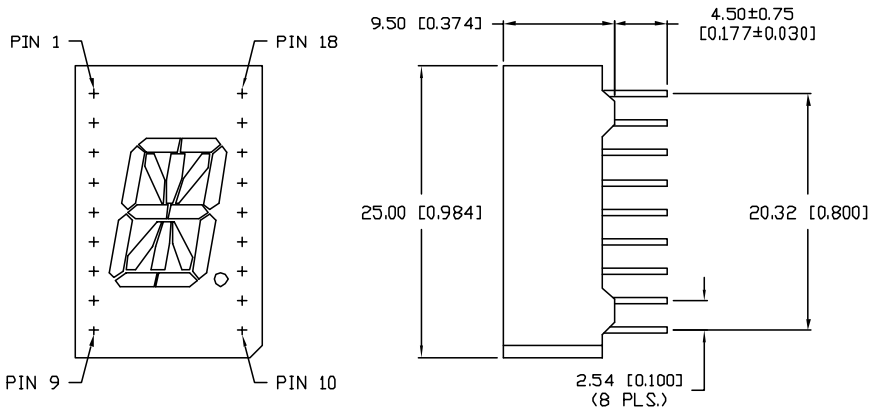

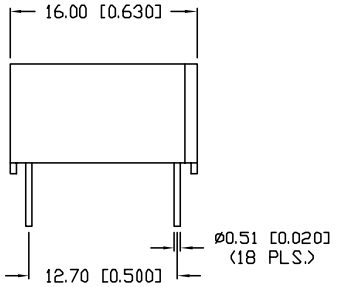

CHARACTER DETAIL

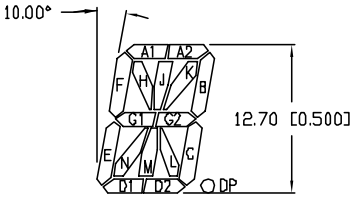

ELECTRO–OPTICAL CHARACTERISTICS T_A=25°C I_f=10mA

PARAMETER	MIN	TYP	MAX	UNITS	TEST COND
PEAK WAVELENGTH		635		nm	
FORWARD VOLTAGE		2.0	2.5	V_f	
REVERSE VOLTAGE	5.0			V_r	I_r=100µA
AXIAL INTENSITY		2500		µcd	I_f=10mA
EMITTED COLOR:	RED				
FACE COLOR:	GRAY				
SEGMENT COLOR:	MILKY WHITE DIFFUSED				

LIMITS OF SAFE OPERATION AT 25°C PER CHIP

PARAMETER	MAX	UNITS
PEAK FORWARD CURRENT*	150	mA
STEADY CURRENT	30	mA
POWER DISSIPATION	105	mW
DERATE FROM 25°C	– 1.2	mW/°C
OPERATING, STORAGE TEMP.	– 40 TO + 85	°C
SOLDERING TEMP.	+ 260	°C
2.0mm FROM BODY		3 SEC. MAX

* t<10µS

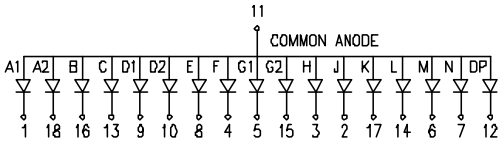

REPLACES PART #: LDS–A564RI

UNCONTROLLED DOCUMENT

*UNLESS OTHERWISE SPECIFIED TOLERANCE IS ±0.25mm (±0.010")

REV.	PART NUMBER
	LDS–E5004RI

0.50" SINGLE DIGIT, SIXTEEN SEGMENT DISPLAY,
ALPHANUMERIC DESIGN, COMMON ANODE,
635nm RED CHIPS, GRAY FACE WITH WHITE SEGMENTS.

CONFIDENTIAL INFORMATION
THE INFORMATION CONTAINED IN THIS DOCUMENT IS THE PROPERTY OF LUMEX INC. EXCEPT AS SPECIFICALLY AUTHORIZED IN WRITING BY LUMEX INC., THE HOLDER OF THIS DOCUMENT SHALL KEEP ALL INFORMATION CONTAINED HEREIN CONFIDENTIAL AND SHALL PROTECT SAME IN WHOLE OR IN PART FROM DISCLOSURE AND DISSEMINATION TO ALL THIRD PARTIES.

RELIABILITY NOTE
OUR MANY YEARS OF EXPERIENCE DATA ACCUMULATION INDICATE THAT SOLDER HEAT IS A MAJOR CAUSE OF EARLY AND FUTURE FAILURE. PLEASE PAY ATTENTION TO YOUR SOLDERING PROCESS.

LUMEX INCORPORATED
290 E. HELLEN ROAD
PALATINE, ILLINOIS 60067
PHONE: 1–847–359–2790
WEB: HTTP://WWW.LUMEX.COM

DRAWN BY:	CHECKED BY:	APPROVED BY:	DATE: 8–5–99
BC			PAGE: 1 OF 1
			SCALE: N/A

Downloaded from Elcodis.com electronic components distributor