ISSUE	REVISIONS	DRAWN	APPROVED	DATE
1	管理特性の指定低変更。(176→168)	SK	S.Kobayashi	JUL 1300

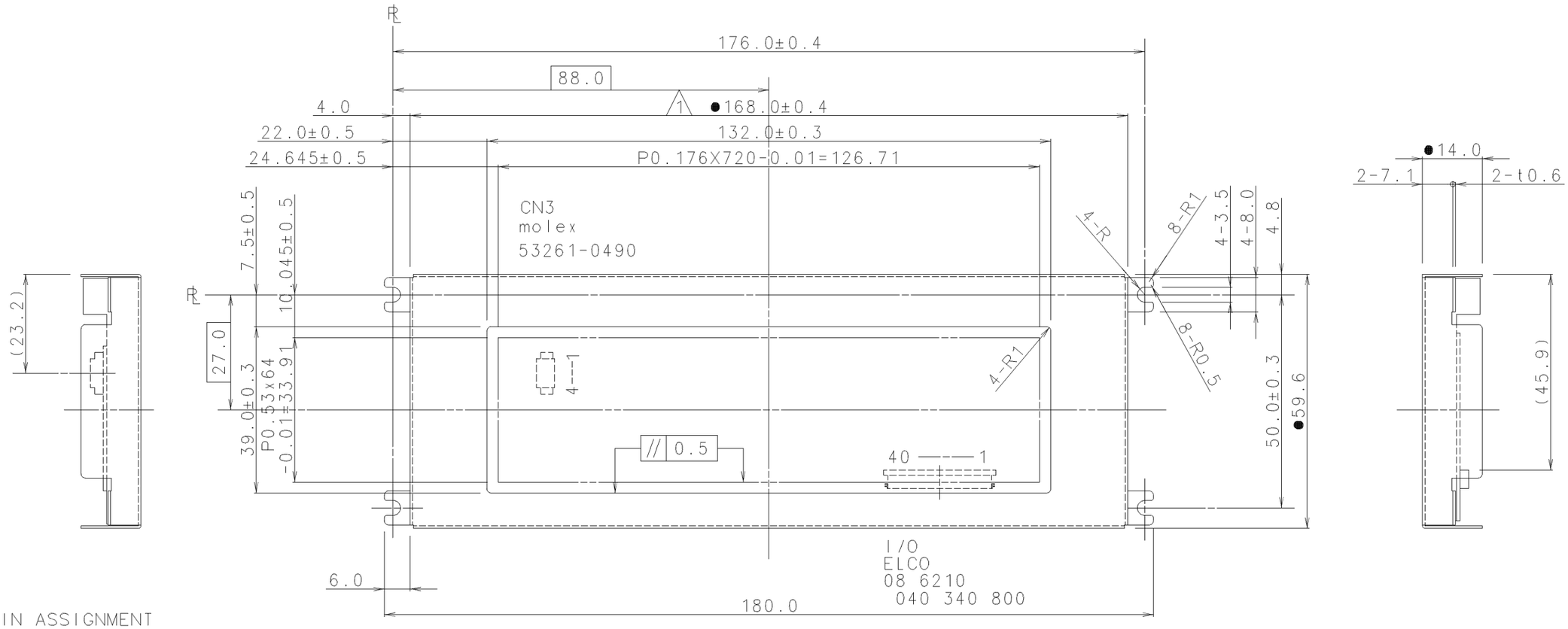

I/O : PIN ASSIGNMENT

No.	Symbol	No.	Symbol
1	F G	21	AB4
2	Vss	22	AB5
3	Vss	23	AB6
4	Vcc1	24	AB7
5	Vcc1	25	AB8
6	Vcc2	26	AB9
7	Vcc2	27	AB10
8	Vcont	28	AB11
9	$\overline{IOCS}$	29	AB12
10	$\overline{IOWR}$	30	AB13
11	$\overline{IORD}$	31	AB14
12	$\overline{MEMCS}$	32	AB15
13	$\overline{MEMWR}$	33	DB0
14	$\overline{MEMRD}$	34	DB1
15	READY	35	DB2
16	RESET	36	DB3
17	AB0	37	DB4
18	AB1	38	DB5
19	AB2	39	DB6
20	AB3	40	DB7

CN3

No.	Symbol
1	RV
2	VR(GND)
3	GND
4	Vin(12V)

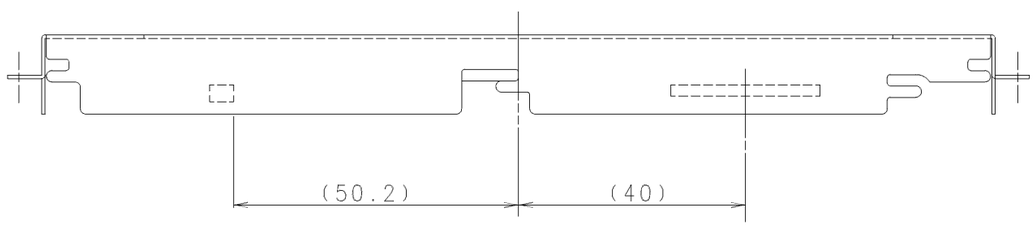

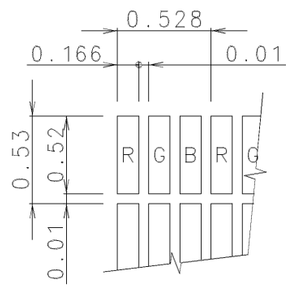

240X3(RGB)X64DOTS

注

1, ● 印の付いた寸法，仕様は管理特性の指示を示す．

THE DIMENSIONS WITH THE MARK(●) IS CONTROLED AS A PARTICULAR CHARACTERISTIC.

TOLERANCE				THIRD ANGLE PROJECTION	DATE	OPTREX CORPORATION
MEASURE	A	B	C		MAR.03'99	
L≤16	±0.1	±0.3	±1	UNIT	APPROVED	TITLE
16<L≤63	±0.2	±0.5	±1.5	mm	S.Kobayashi	DIMENSIONAL OUTLINE
63<L≤250	±0.3	±0.8	±2	SCALE	CHECKED	CODE
250<L≤500	±0.5	±1.2	±3	1:1	M.Kinoshita	F-51168NCU-FW-AA
500<L	±0.8	±2	±4		DRAWN	DWG NO
ANGLE	±1°	±5°	±10°		S.Kuwabara	UE-300809A