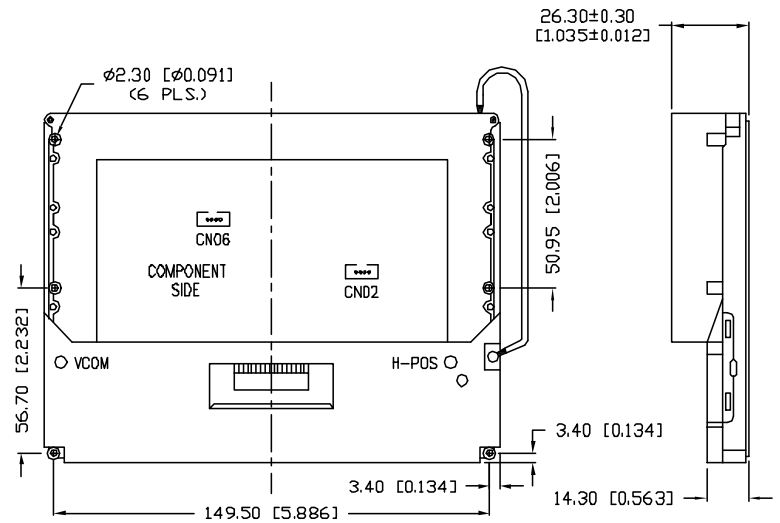
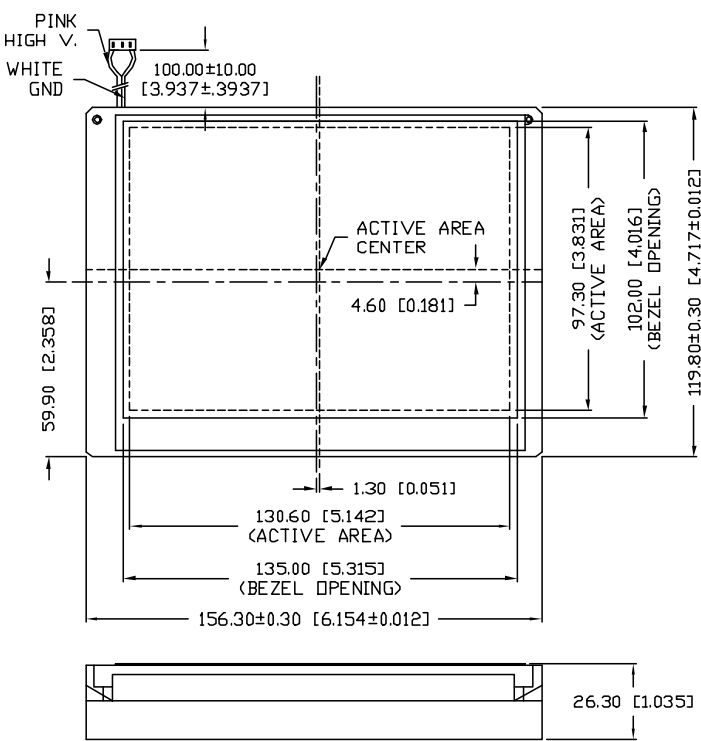


UNCONTROLLED DOCUMENT

PART NUMBER		REV.
LCM-960234GF-64FC		A
REV.	E.C.N. NUMBER AND REVISION COMMENTS	DATE
A	E.C.N. #10BRDR. & #10492./	12-29-98

CAUTION: STATIC SENSITIVE DEVICE
FOLLOW PROPER E.S.D. HANDLING PROCEDURES
WHEN WORKING WITH THIS PART.



UNCONTROLLED DOCUMENT

*UNLESS OTHERWISE SPECIFIED TOLERANCE IS ±0.25mm (±0.010")

REV. A	PART NUMBER LCM-960234GF-64FC	<p>CONFIDENTIAL INFORMATION THE INFORMATION CONTAINED IN THIS DOCUMENT IS THE PROPERTY OF LUMEX INC. EXCEPT AS SPECIFICALLY AUTHORIZED IN WRITING BY LUMEX INC. THE HOLDER OF THIS DOCUMENT SHALL KEEP ALL INFORMATION CONTAINED HEREIN CONFIDENTIAL AND SHALL PROTECT SAME IN WHOLE OR IN PART FROM DISCLOSURE AND DISSEMINATION TO ALL THIRD PARTIES.</p> <p>RELIABILITY NOTE OUR MANY YEARS OF EXPERIENCE DATA ACCUMULATION INDICATE THAT SOLDER HEAT IS A MAJOR CAUSE OF EARLY AND FUTURE FAILURE. PLEASE PAY ATTENTION TO YOUR SOLDERING PROCESS.</p>	<p>LUMEX INCORPORATED</p> <p>290 E. HELLEN ROAD PALATINE, ILLINOIS 60067 PHONE: 1-847-359-2790 WEB: HTTP://WWW.LUMEX.COM</p>
6.4" COLOR TFT MODULE, 960 x 234 RESOLUTION.		<p>DRAWN BY: SA/BC</p> <p>CHECKED BY:</p> <p>APPROVED BY:</p>	<p>DATE: 12-3-98</p> <p>PAGE: 1 OF 3</p> <p>SCALE: N/A</p>

UNCONTROLLED DOCUMENT

PART NUMBER		REV.
LCM-960234GF-64FC		A
REV.	E.C.N. NUMBER AND REVISION COMMENTS	DATE
	SEE PAGE #1.	

TFT MECHANICAL CHARACTERISTICS

DISPLAY SIZE	6.4" COLOR TFT LCD
RESOLUTION	960 (w) x 234 (h)
ACTIVE AREA	130.6 (w) x 97.3 (h)
DOT PITCH	0.136 (w) x 0.416 (h)
WEIGHT	340±5 g.
BACKLIGHT	CCFT (10,000 hr. MIN. AT Tamb=25°C)

TFT OPERATING CONDITIONS

PARAMETERS	SYMBOL	MIN	TYP	MAX	UNITS
OPERATING VOLTAGE	Vop	10	12	30	V.D.C.
OPERATING TEMP	Top	0°	~	50°	°C
STORAGE TEMP	Tstg	-25°	~	80°	°C
OPERATING HUMIDITY	Ho			85%	RH
STORAGE HUMIDITY	Hs			85%	RH
INPUT SIGNAL(NTSC)*	Vi		1Vp-p		
SYNC NEGATIVE	fH		15.75		Khz
	fV		60		Hz
	fc		3.58		MHz
POWER CONSUMPTION	Pc			7	W

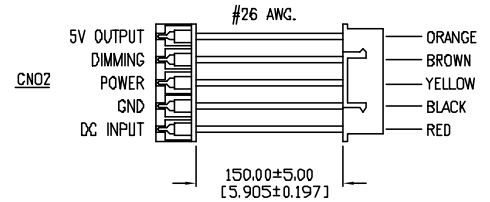
*COMPOSITE VIDEO SIGNAL 1Vp-p/75 OHMS.

OPTICAL CHARACTERISTICS

VIEWING ANGLE	SYMBOL	MIN	TYP	MAX
	RIGHT	50°		
LEFT	50°			
UP	10°			
DOWN	30°			

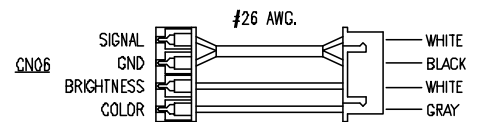
PIN ASSIGNMENT FOR MAIN BOARD

CN02 (5 PINS)					
PARAMETER	COLOR OF WIRE	VOLTAGE		CURRENT	
		MIN.	MAX.	MIN.	MAX.
DC INPUT	RED	10V	30V	-	0.8A
GND	BLACK	-	-	-	-
POWER	YELLOW	0V	5V	0.5mA	-
DIMMING	BROWN	0V	5V	0.5mA	-
5V OUTPUT	ORANGE	4.8V	5.2V	-	3mA



PIN ASSIGNMENT FOR MAIN BOARD

CN06 (4 PINS)					
PARAMETER	COLOR OF WIRE	VOLTAGE		CURRENT	
		MIN.	MAX.	MIN.	MAX.
SIGNAL	WHITE	0.8Vp-p	1.2Vp-p	-	-
GND	BLACK	-	-	-	-
BRIGHTNESS	WHITE	0V	5V	3mA	-
COLOR	GRAY	0V	5V	3mA	-



NOTES:

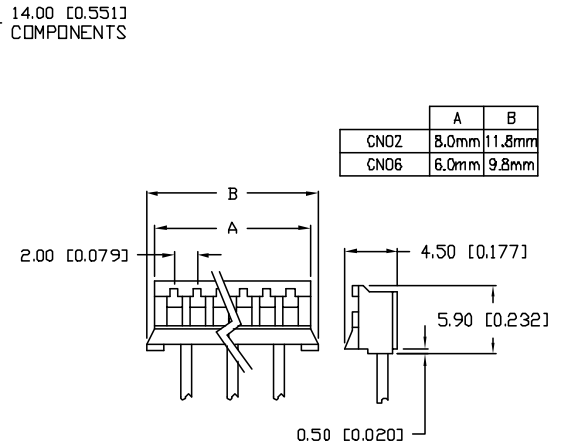
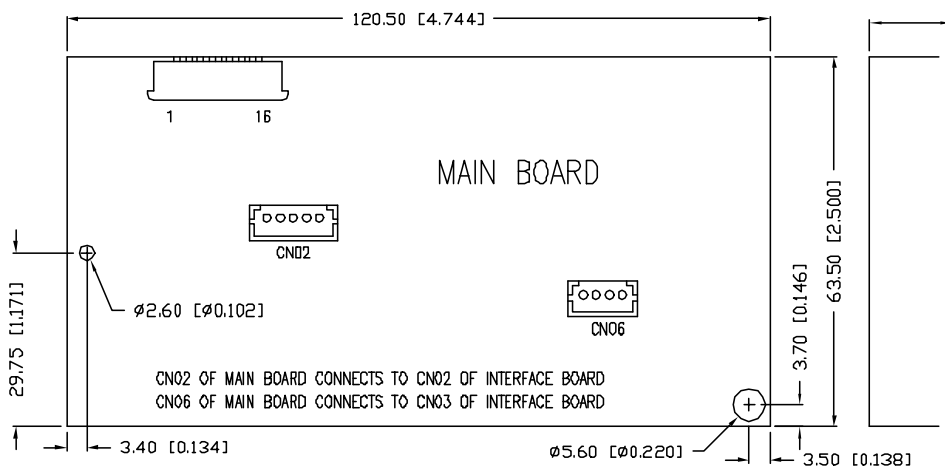
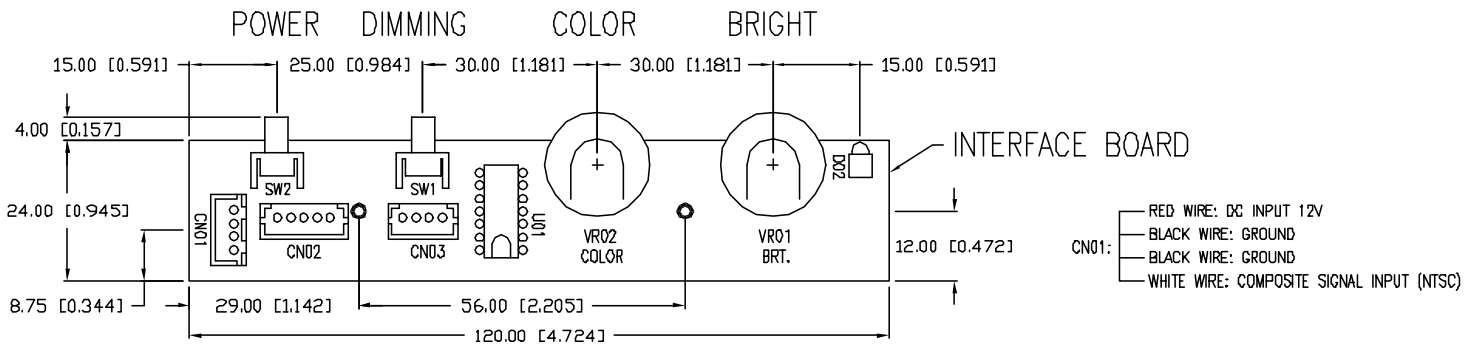
- CN02 & CN06 ARE 2mm PITCH CONNECTORS.
- WIRE LENGTH 150mm.

UNCONTROLLED DOCUMENT
*UNLESS OTHERWISE SPECIFIED TOLERANCE IS ±0.25mm (±0.010")

REV. A	PART NUMBER LCM-960234GF-64FC	<p>CONFIDENTIAL INFORMATION THE INFORMATION CONTAINED IN THIS DOCUMENT IS THE PROPERTY OF LUMEX INC. EXCEPT AS SPECIALLY AUTHORIZED IN WRITING BY LUMEX INC. THE HOLDER OF THIS DOCUMENT SHALL KEEP ALL INFORMATION CONTAINED HEREIN CONFIDENTIAL AND SHALL PROTECT SAME IN WHOLE OR IN PART FROM DISCLOSURE AND DISSEMINATION TO ALL THIRD PARTIES.</p> <p>RELIABILITY NOTE OUR MANY YEARS OF EXPERIENCE DATA ACCUMULATION INDICATE THAT SOLDER HEAT IS A MAJOR CAUSE OF EARLY AND FUTURE FAILURE. PLEASE PAY ATTENTION TO YOUR SOLDERING PROCESS.</p>	<p>LUMEX INCORPORATED</p> <p>290 E. HELLEN ROAD PALATINE, ILLINOIS 60067 PHONE: 1-847-359-2790 WEB: HTTP://WWW.LUMEX.COM</p>
6.4" COLOR TFT MODULE, 960 x 234 RESOLUTION.		DRAWN BY: SA/BC	CHECKED BY: APPROVED BY: DATE: 12-3-98 PAGE: 2 OF 3 SCALE: N/A

UNCONTROLLED DOCUMENT

PART NUMBER		REV.
LCM-960234GF-64FC		A
REV.	E.C.N. NUMBER AND REVISION COMMENTS	DATE
	SEE PAGE #1.	



UNCONTROLLED DOCUMENT
*UNLESS OTHERWISE SPECIFIED TOLERANCE IS $\pm 0.25\text{mm}$ (± 0.010 ")

REV. A	PART NUMBER LCM-960234GF-64FC	<p>CONFIDENTIAL INFORMATION THE INFORMATION CONTAINED IN THIS DOCUMENT IS THE PROPERTY OF LUMEX INC. EXCEPT AS SPECIFICALLY AUTHORIZED IN WRITING BY LUMEX INC., THE HOLDER OF THIS DOCUMENT SHALL KEEP ALL INFORMATION CONTAINED HEREIN CONFIDENTIAL AND SHALL PROTECT SAME IN WHOLE OR IN PART FROM DISCLOSURE AND DISSEMINATION TO ALL THIRD PARTIES.</p> <p>RELIABILITY NOTE OUR MANY YEARS OF EXPERIENCE DATA ACCUMULATION INDICATE THAT SOLDER HEAT IS A MAJOR CAUSE OF EARLY AND FUTURE FAILURE. PLEASE PAY ATTENTION TO YOUR SOLDERING PROCESS.</p>	<p>LUMEX INCORPORATED</p> <p>290 E. HELLEN ROAD PALATINE, ILLINOIS 60067 PHONE: 1-847-359-2790 WEB: HTTP://WWW.LUMEX.COM</p>
6.4" COLOR TFT MODULE, 960 x 234 RESOLUTION.		<p>DRAWN BY: SA/BC</p> <p>CHECKED BY:</p> <p>APPROVED BY:</p>	<p>DATE: 12-3-98</p> <p>PAGE: 3 OF 3</p> <p>SCALE: N/A</p>