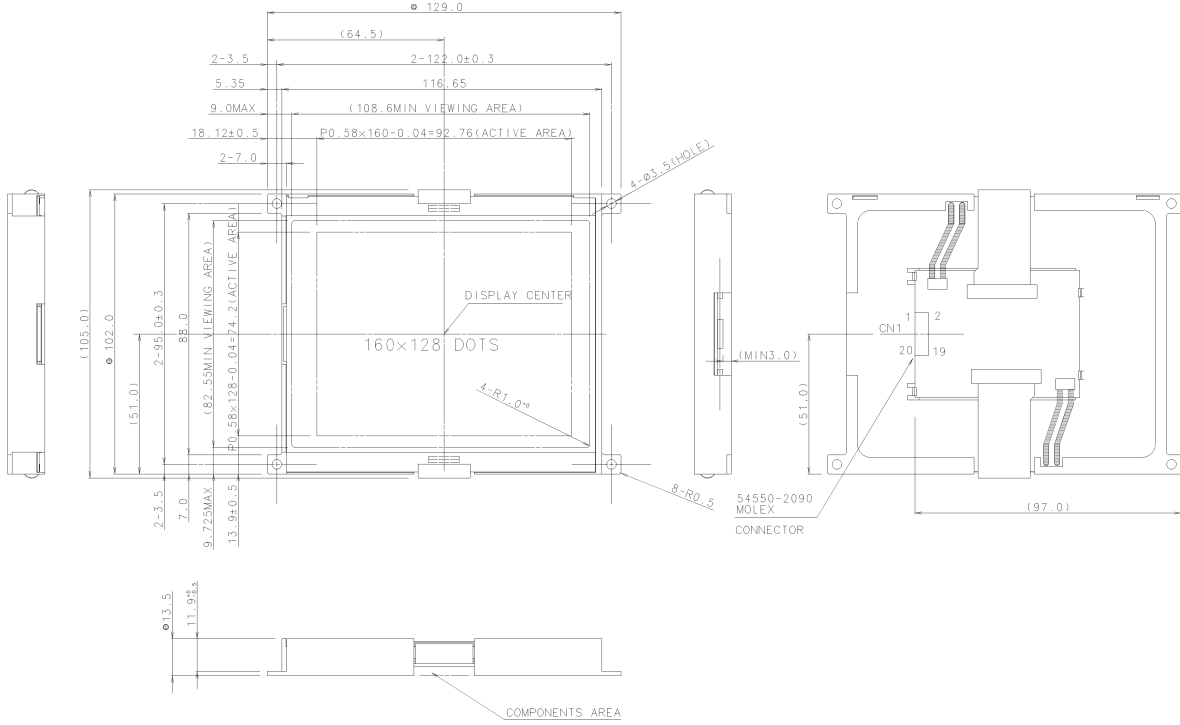
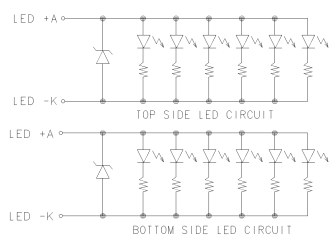
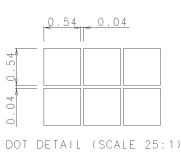


ISSUE	REVISIONS	DRAWN	APPROVED	DATE
△				



PIN ASSIGNMENT

CN1	
PIN NO.	SYMBOL
1	CS1
2	CS2
3	RES
4	A0
5	WR(R/W)
6	RD(R/E)
7	D0
8	D1
9	D2
10	D3
11	D4
12	D5
13	D6
14	D7
15	VSS
16	VDD
17	VOUT
18	V3
19	LED +A
20	LED -K



NOTES:

1. Do not use materials which are prohibited by RoHS.
2. The dimensions with the mark (•) are controlled as a particular characteristic.

TOLERANCE				THIRD ANGLE PROJECTION	DATE Feb. 28 '05	OPTREX CORPORATION
MEASURE	A	(B)	C			
L=16	±0.1	±0.3	±1	UNIT	APPROVED	TITLE
16<L<63	±0.2	±0.5	±0.5	mm	M. MOTOHASHI	DIMENSIONAL OUTLINE
63<L<250	±0.3	±0.8	±1	SCALE	CHECKED	CODE
250<L<500	±0.5	±1.2	±1.3	1:1	T. SUZUKI	F-51854AB base
500<L	±0.8	±2	±4	DRAWN	DWG NO	UE-211023
ANGLE	±1°	±5°	±10°	DRW	X. Hawk	