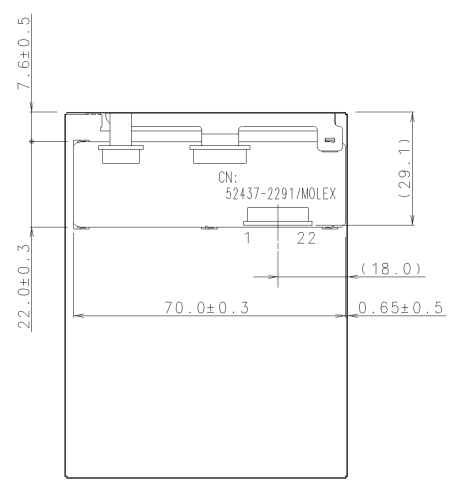
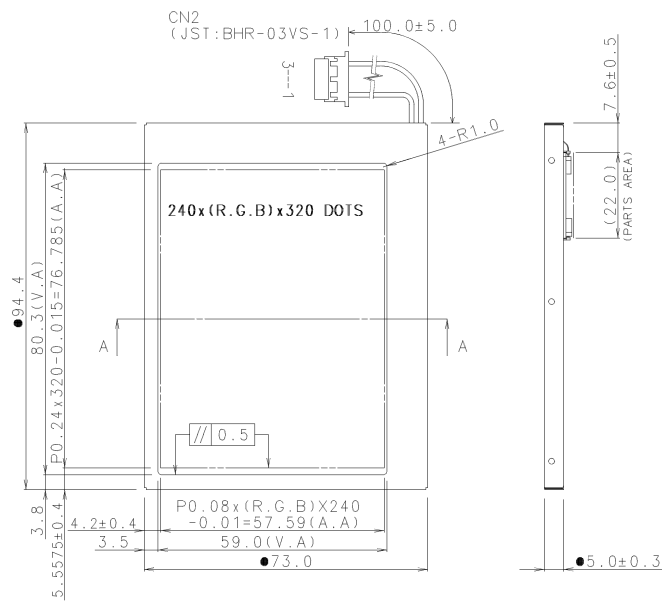


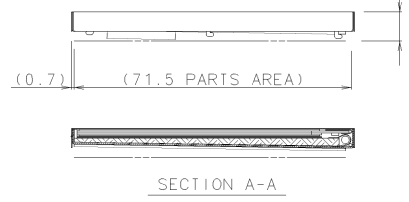
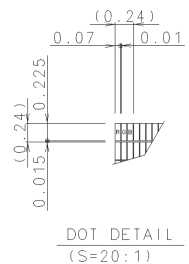
| ISSUE | REVISIONS | DRAWN | APPROVED | DATE |
|-------|-----------|-------|----------|------|
| △ | | | | |



PIN ASSIGNMENT

| CN1 | |
|-----|---------|
| No. | Symbol |
| 1 | VSS |
| 2 | VSS |
| 3 | FLM |
| 4 | LP |
| 5 | CP |
| 6 | DISPOFF |
| 7 | D7 |
| 8 | D6 |
| 9 | D5 |
| 10 | D4 |
| 11 | VCC |
| 12 | D3 |
| 13 | D2 |
| 14 | D1 |
| 15 | D0 |
| 16 | VSS |
| 17 | VLCD |
| 18 | NC |
| 19 | NC |
| 20 | NC |
| 21 | NC |
| 22 | VSS |
| CN2 | |
| No. | Symbol |
| 1 | H.V |
| 2 | NC |
| 3 | GND |

NOTE
 ● MARK SETTING DIMENSIONS
 ○ SPECIAL CHARACTERISTICS.



| MEASURE | TOLERANCE | | | THIRD ANGLE PROJECTION | DATE | OPTREX CORPORATION |
|-----------|-----------|------|------|------------------------|-----------|---------------------|
| | A | B | C | | | |
| L≤16 | ±0.1 | ±0.3 | ±1 | UNIT | OCT.26'01 | TITLE |
| 16<L≤63 | ±0.2 | ±0.5 | ±1.5 | mm | APPROVED | DIMENSIONAL OUTLINE |
| 63<L≤250 | ±0.3 | ±0.8 | ±2 | SCALE | 1:1 | CHECKED |
| 250<L≤500 | ±0.5 | ±1.2 | ±3 | | | S.Kuwabara |
| 500<L | ±0.8 | ±2 | ±4 | DRAWN | | DWG NO |
| ANGLE | ±1° | ±5° | ±10° | | M.Nakada | UE-310580 |