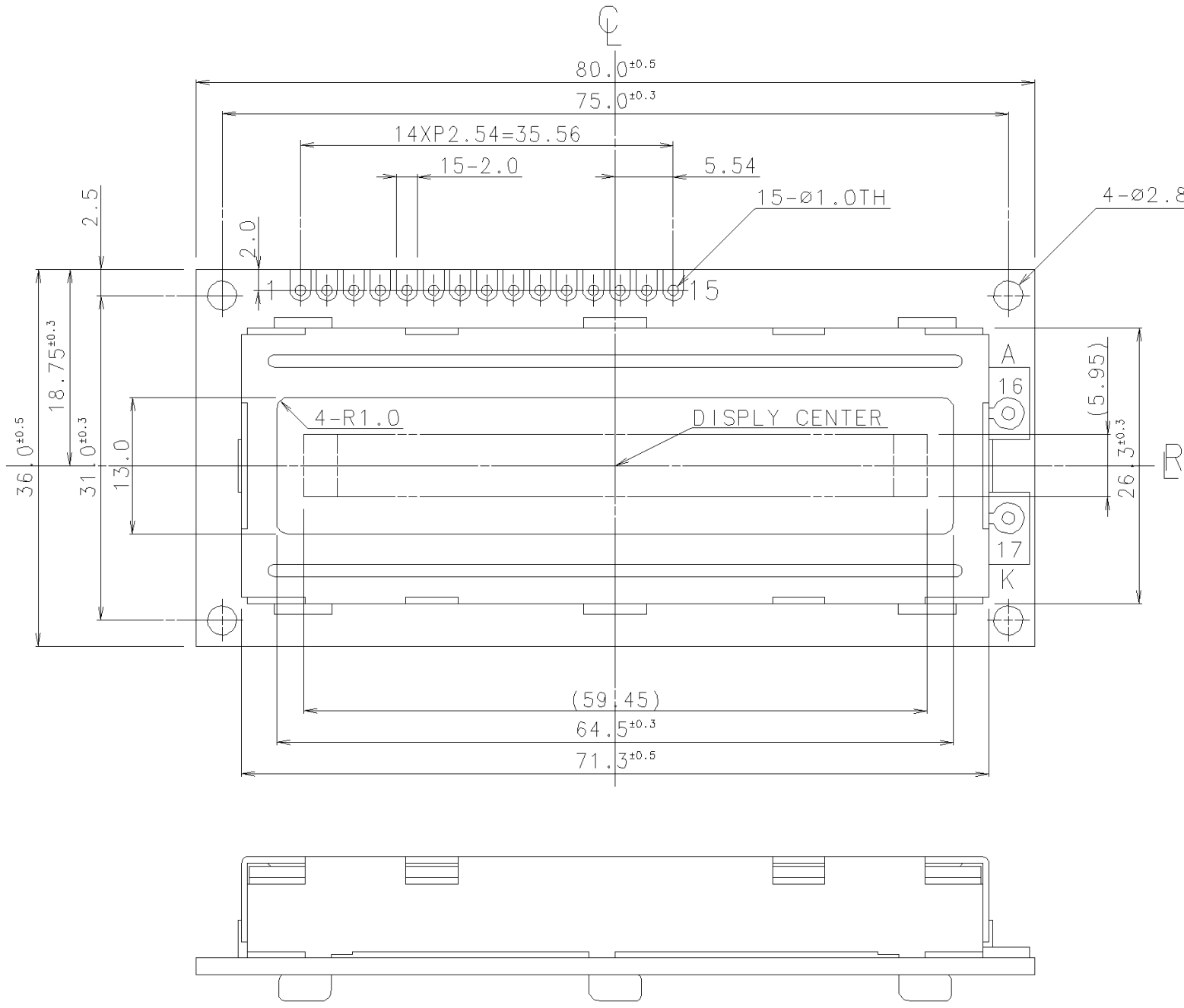


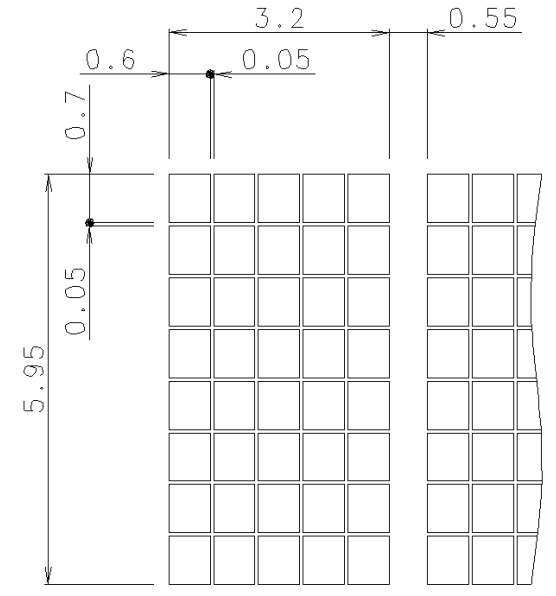


ISSUE	REVISIONS	DRAWN	APPROVED	DATE
△				

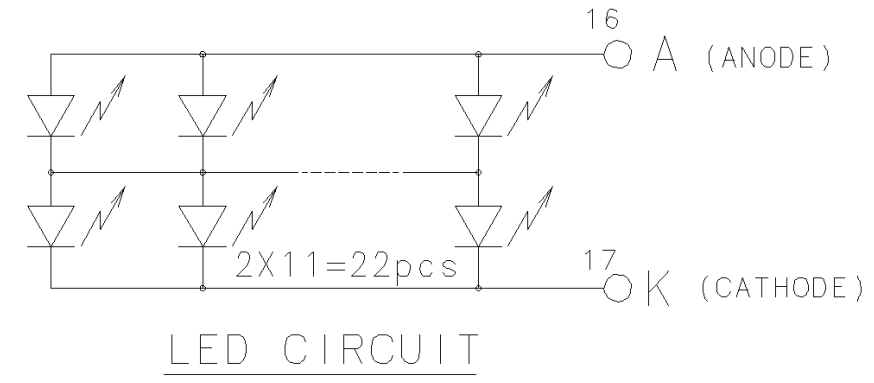


PIN ASSIGNMENT

PIN No,	SYMBOL
1	V _{SS}
2	V _{CC}
3	V _{EE}
4	RS
5	R/W
6	E
7	DB0
8	DB1
9	DB2
10	DB3
11	DB4
12	DB5
13	DB6
14	DB7
15	NC
16	LED A
17	LED K



DOT DETAIL S=10:1



MEASURE	TOLERANCE			THIRD ANGLE PROJECTION	DATE Nov. 20`95	OPTREX CORPORATION
	A	B	C			
L≤16	±0.1	±0.3	±1	UNIT	APPROVED	TITLE
16<L≤63	±0.2	±0.5	±1.5	mm		DIMENSIONAL OUTLINE
63<L≤250	±0.3	±0.8	±2	SCALE	CHECKED	CODE
250<L≤500	±0.5	±1.2	±3	2:1		DMC16105LED Series
500<L	±0.8	±2	±4		DRAWN K.MURAKAMI	DWG NO
ANGLE	±1°	±5°	±10°			UE-36714