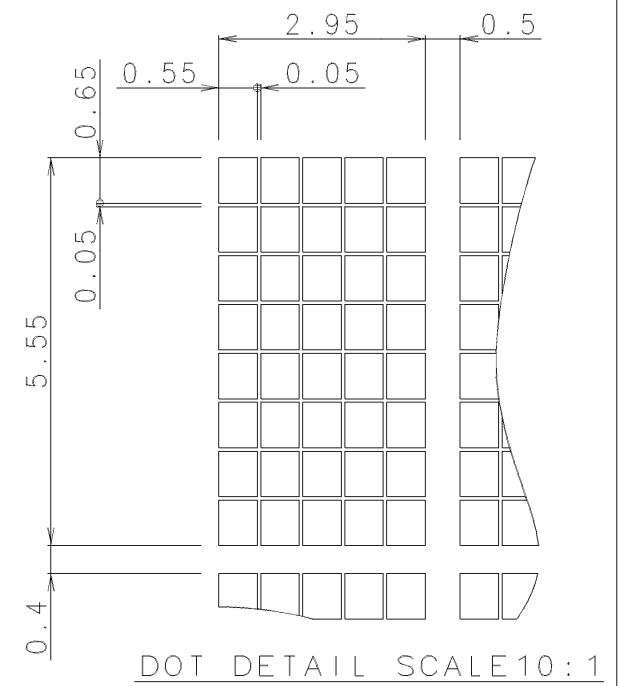
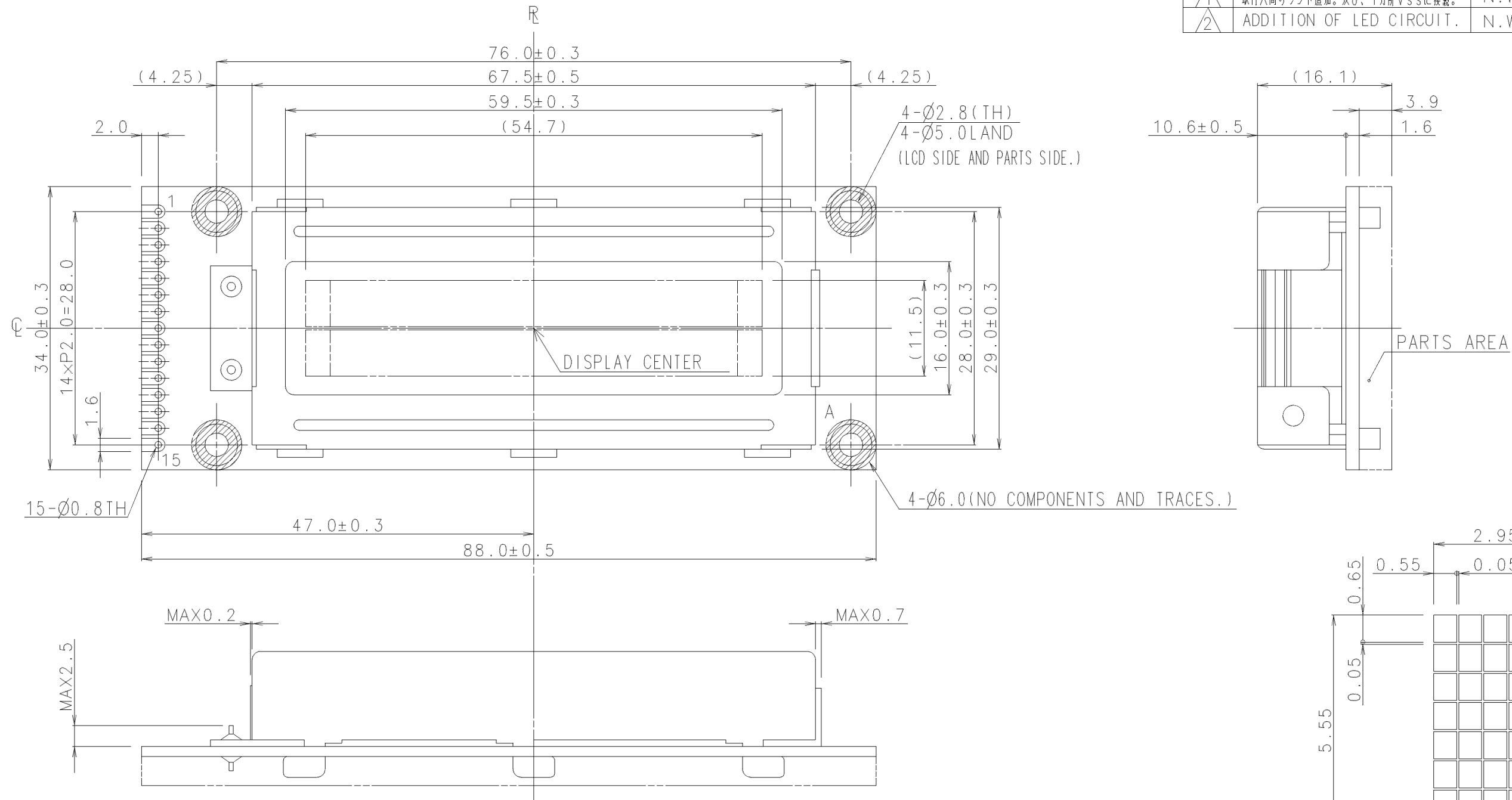




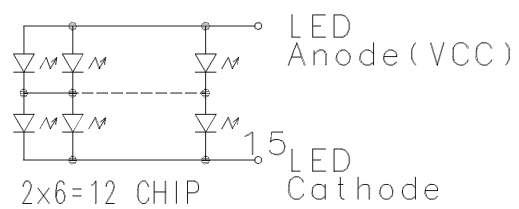
ISSUE	REVISIONS	DRAWN	APPROVED	DATE
①	取付穴周りランド追加。及び、1カ所Vssに接続。	N.W	S.Kuwabara	MAY.31'89
②	ADDITION OF LED CIRCUIT.	N.W	S.Kuwabara	JUL.26'93



DOT DETAIL SCALE 10:1

NOTE 1. LAND A IS TIE TO V_{SS} ⚠

LED CIRCUIT



PIN ASSIGNMENT

PIN No.	SYMBOL	PIN No.	SYMBOL
1	VSS	9	DB2
2	VCC	10	DB3
3	VEE	11	DB4
4	RS	12	DB5
5	R/W	13	DB6
6	E	14	DB7
7	DB0	15	LED Cathode
8	DB1		

MEASURE	TOLERANCE			THIRD ANGLE PROJECTION	DATE JUL, 26'93	OPTREX CORPORATION
	A	B	C			
L≤16	±0.1	±0.3	±1	UNIT mm	APPROVED S.Kuwabara	TITLE DIMENSIONAL OUTLINE
16<L≤63	±0.2	±0.5	±1.5			
63<L≤250	±0.3	±0.8	±2	SCALE 2:1	CHECKED N.Wada	CODE DMC16205 LED Series
250<L≤500	±0.5	±1.2	±3			
500<L	±0.8	±2	±4	DRAWN S.Fujihara	DWG NO	UE-32573B
ANGLE	±1°	±5°	±10°			