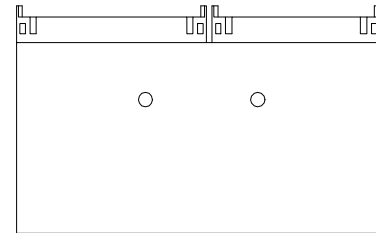
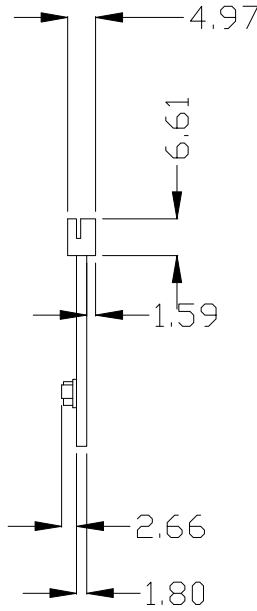
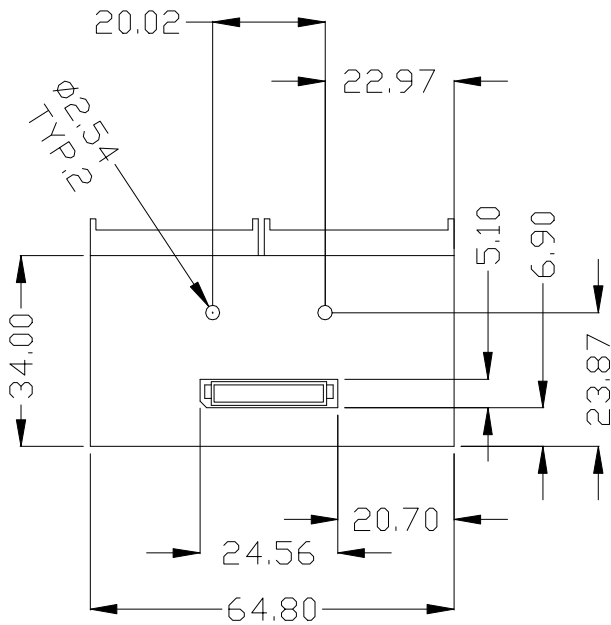
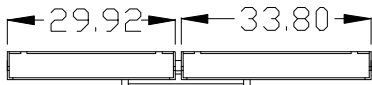


REVISION			
REV.	DESCRIPTION	APPR.	DATE



NOTE:  
 1. ALL DIMENSIONS ARE IN mm UNLESS OTHERWISE SPECIFIED  
 2. NO SHARP EDGE ALLOWED.  
 3. UNSPECIFIED CORNER RADIUS 0.3 MM.  
 4. BENDING RADII SHOULD BE 0.5 MM.  
 5. BENDING GAP SHOULD BE AS SMALL AS POSSIBLE.



TITLE  
 CONNECTOR BOARD P/N : 4162106-00

THE INFORMATION CONTAINED IN THIS DRAWING IS THE SOLE PROPERTY OF DIGITAL VIEW LIMITED ANY REPRODUCTION IN PART OR WHOLE WITHOUT THE WRITTEN PERMISSION OF DIGITAL VIEW LIMITED IS PROHIBITED.

TOLERANCES ARE:  
 FRACTIONS DECIMALS ANGLES  
 ±0.05 .XX+ .XX+  
 ±0.01 .XXX+XXX

MATERIAL			FINISH		DO NOT SCALE DRAWING			
DESIGN	DRAW	CHECK	APPROVE	SCALE	1:1	FILE	4162106-00	REV.
	MICHAEL			SHEET SIZE	A4	DWG. NO.	4162106-00	.
	19 JUL 01			SHEET	1 OF 1	PART NO.	4162106-00	