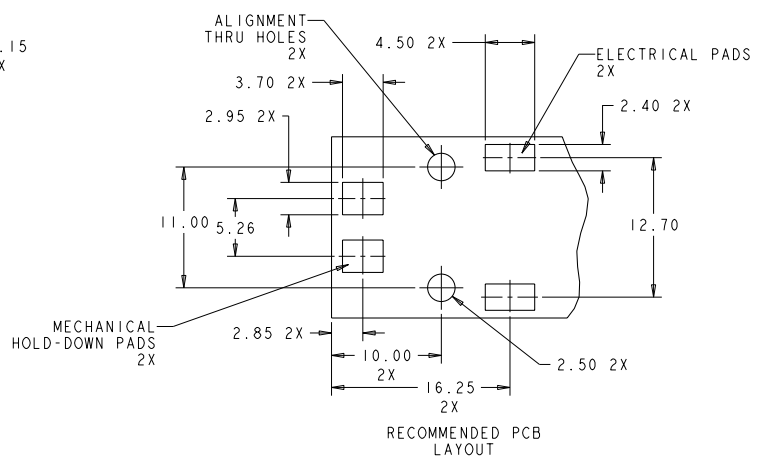
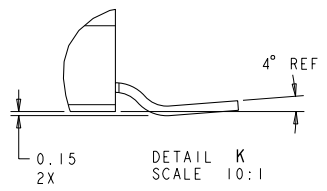
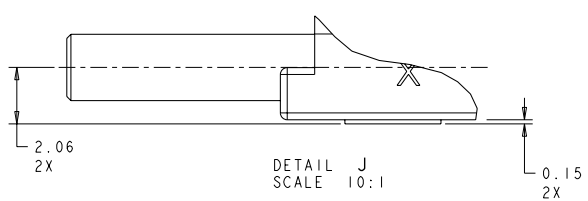


REVISIONS				
P	LY	DESCRIPTION	DATE	BY
-	-	SEE SHEET 1	-	-



THIS DRAWING IS A CONTROLLED DOCUMENT.		OWN R. BROWN	05FEB2009	
DIMENSIONS: mm		CHK C. GLINGRICH	05FEB2009	
TOLERANCES UNLESS OTHERWISE SPECIFIED:		APPROV	NAME	TE Connectivity
0 PLC	±	PRODUCT SPEC	114-13255	ASSEMBLY, END CAP CONNECTOR, G13 STYLE, SMT
1 PLC	±	APPLICATION SPEC	108-2393	
2 PLC	±0.13	WEIGHT		
3 PLC	±	MATERIAL		
4 PLC	±	FINISH		
ANGLES	±	REVISIONS	A200779	2106150
		CUSTOMER DRAWING	SCALE 4:1	SHEET 2 OF 2 REV A.1