

Features

- 3/4" Rectangular / Multiturn / Cermet / Industrial / Sealed
- Low PC board profile - only 1/4" high
- Panel mount option available
- Transparent housing available, can be set visually without hook-up and instrumentation ("P" style only)

- RoHS compliant* version available
- For trimmer applications/processing guidelines, [click here](#)

3006 - Trimpot® Trimming Potentiometer

Electrical Characteristics

Standard Resistance Range 10 to 5 megohms
(see standard resistance table)

Resistance Tolerance ±10 % std.
(tighter tolerance available)

Absolute Minimum Resistance 1.0 % or 2 ohms max.
(whichever is greater)

Contact Resistance Variation 1.0 % or 1 ohm max.
(whichever is greater)

Adjustability

Voltage ±0.01 %

Resistance ±0.05 %

Resolution Infinite

Insulation Resistance 500 vdc.
1,000 megohms min.

Dielectric Strength

Sea Level..... 1,000 vac

80,000 Feet..... 250 vac

Adjustment Angle 15 turns nom.

Environmental Characteristics

Power Rating (400 volts max.)

70 °C 0.75 watt

125 °C 0 watt

Temperature Range ... -55 °C to +125 °C

Temperature Coefficient ... ±100 ppm/°C

Seal Test 85 °C Fluorinert†

Humidity MIL-STD-202 Method 103
96 hours
(3 % ΔTR, 20 Megohms IR)

Vibration 20 G (2 % ΔTR; 2 % ΔVR)

Shock 50 G (2 % ΔTR; 2 % ΔVR)

Load Life... 1,000 hours 0.75 watt 70 °C
(4 % ΔTR)

Rotational Life 200 cycles
(3 % ΔTR; 1 % or 1 ohm,
whichever is greater, CRV)

Physical Characteristics

Torque..... 5.0 oz-in. max.

Mechanical Stops..... Wiper idles

Terminals Solderable pins

Weight 0.04 oz.

Marking..... Manufacturer's trademark, resistance code, terminal numbers, date code, manufacturer's model number and style

Wiper 50 % (Actual TR) ±10 %

Flammability U.L. 94V-0

Standard Packaging..... 25 pcs. per tube

Adjustment Tool..... H-90

REV. 08/10

*RoHS Directive 2002/95/EC Jan 27 2003 including Annex.

"Trimpot" is a registered trademark of Bourns, Inc.

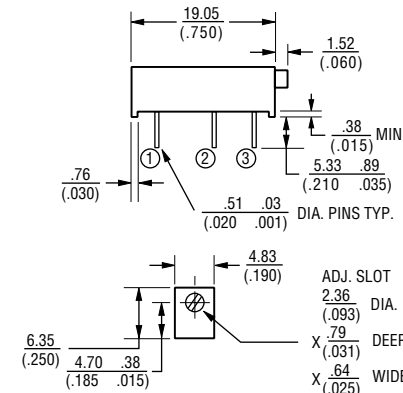
†"Fluorinert" is a registered trademark of 3M Co.

Specifications are subject to change without notice.

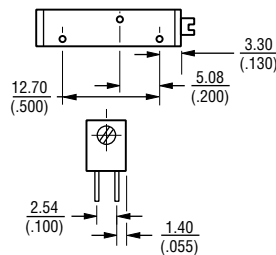
Customers should verify actual device performance in their specific applications.

Product Dimensions

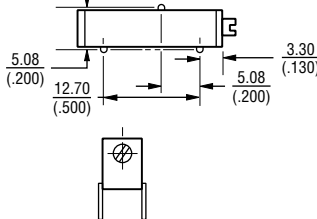
Common Dimensions



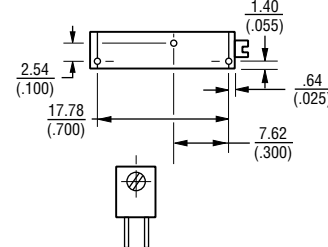
3006P



3006W



3006Y



DIMENSIONS: $\frac{\text{MM}}{\text{(INCHES)}}$

TOLERANCES: ± $\frac{0.25}{(.010)}$ EXCEPT WHERE NOTED

How To Order

3006 P - 1 - 103 Z LF

Model _____

Style _____

Standard or Modified _____

Product Indicator _____
-1 = Standard Product
-7 = Transparent Housing

Resistance Code _____

Optional Suffix Letter _____
Z = Panel Mount
(Factory Installed)

Terminations _____
LF = 100 % Tin-plated (RoHS compliant)
Blank = 90 % Tin / 10 % Lead-plated
(Standard)

Consult factory for other available options.

Standard Resistance Table

Resistance (Ohms)	Resistance Code
10	100
20	200
50	500
100	101
200	201
500	501
1,000	102
2,000	202
5,000	502
10,000	103
20,000	203
25,000	253
50,000	503
100,000	104
200,000	204
250,000	254
500,000	504
1,000,000	105
2,000,000	205

Popular distribution values listed in boldface.
Special resistances available.

