

4

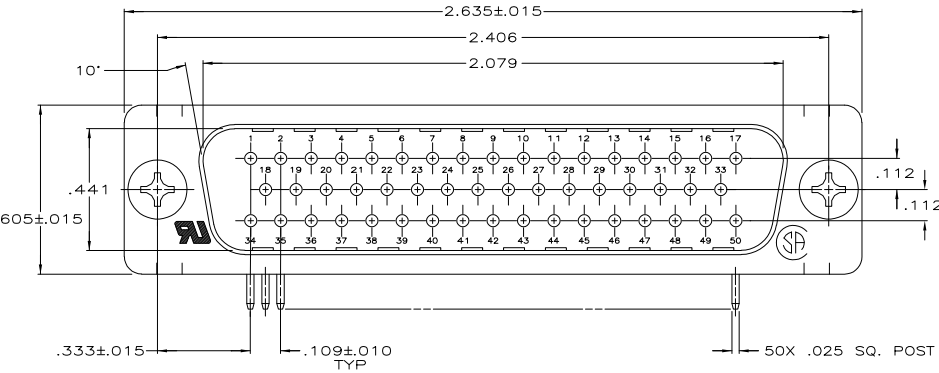
3

2

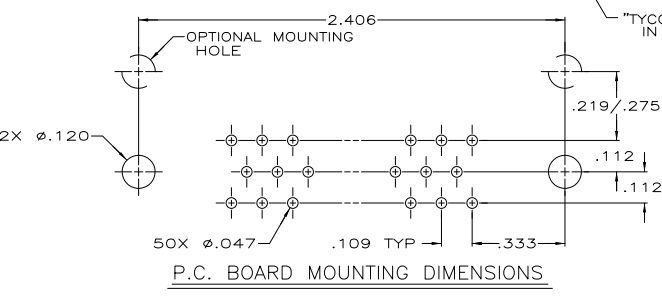
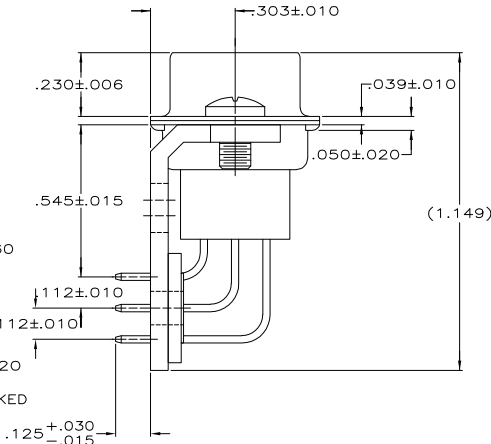
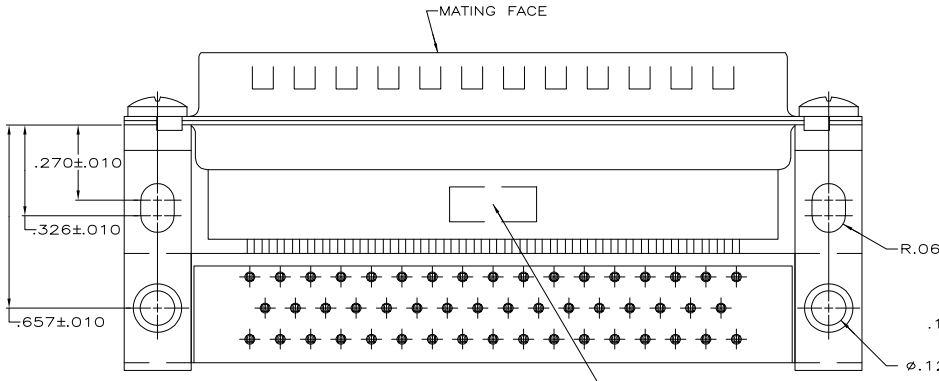
1

THIS DRAWING IS UNPUBLISHED. RELEASED FOR PUBLICATION
 © COPYRIGHT 2005 BY TYCO ELECTRONICS CORPORATION. ALL RIGHTS RESERVED.

LOC		DIBT		REVISIONS			
GP	00	P	LTR	DESCRIPTION	DATE	MIN	APVD
		A		REVISED PER ECO-06-028330	3/JAN/07	ZMR	EDB



- △ MOLDED PARTS: GLASS FILLED NYLON, UL94V-0 RATED, COLOR BLACK.
- SHELLS & BRACKETS: CARBON STEEL.
- CONTACTS: BRASS
- △ SHELLS: .000200 MIN TIN OVER .000100 MIN COPPER.
- BRACKETS: .000200 MIN TIN OVER .000050 MIN COPPER.
- CONTACTS: GOLD PLATING FOR A LENGTH OF .150 MIN FROM MATING END, .000030 MIN GOLD IN MATED AREA, .000100 MIN TIN ON OPPOSITE END, BOTH OVER .000050 MIN NICKEL.
- OR-
- GOLD FLASH OVER PALLADIUM NICKEL PLATED FOR A LENGTH OF .150 MIN FROM MATING END, .000030 MIN PALLADIUM NICKEL IN MATED AREA, .000100 MIN TIN ON OPPOSITE END, BOTH OVER .000050 MIN NICKEL.



5745355-4
 PART NUMBER

THIS DRAWING IS A CONTROLLED DOCUMENT.		DR. D. HENRY 8-29-05	Tyco Electronics Corporation Harrisburg, PA 17105-3608
DIMENSIONS: INCHES		OK S. BOLASH 8-29-05	
OTHER DIMENSIONS: MILLIMETERS		APP'D M. WALMSLEY 8-29-05	NAME
MATERIAL		PRODUCT SPEC 108-40025	SIZE
FINISH		APPLICATION SPEC 114-40013	CHG CODE
		RIGHT	DRAWING NO. A200779
			REV C=5745355
			RESTRICTED TO
			CUSTOMER DRAWING
			SCALE 4:1
			SHEET 1 of 1
			REV A

AMP 1471-9 REV 31MM2000

5745355

A