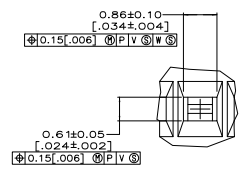
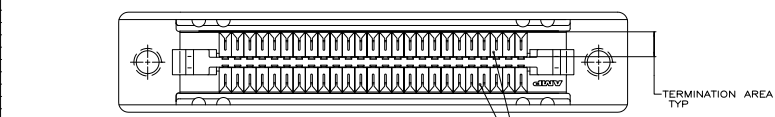
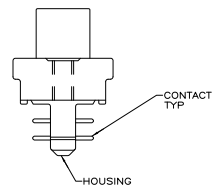
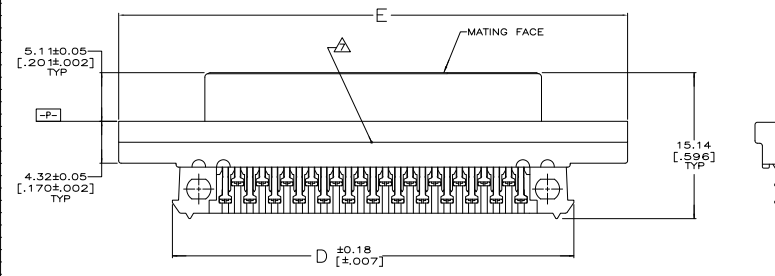
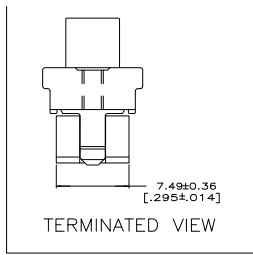
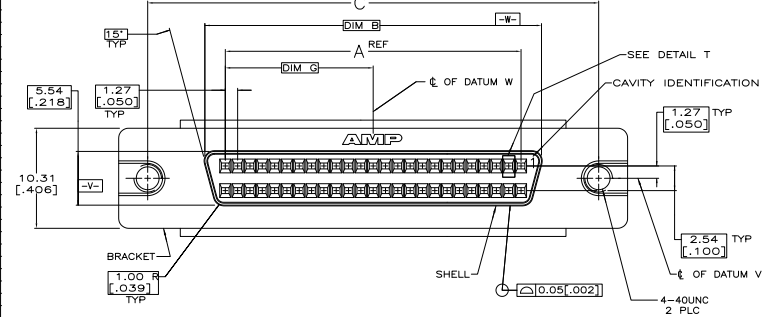


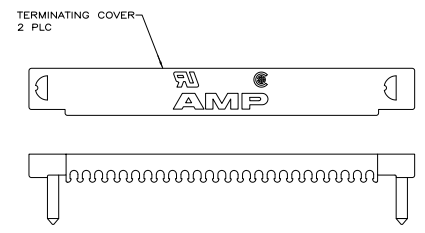
THIS DRAWING IS UNPUBLISHED  
 ALL RIGHTS RESERVED

REV	DATE	BY	CHK	DESCRIPTION	DATE	BY	CHK
00							
K1				REVISED PER EDD-11-004835	11MAR11	RK	HMR



DETAIL T  
 SCALE 20:1  
 TYPICAL

- △ MATERIAL—  
 CONTACTS: PHOSPHOR BRONZE.  
 SHELL: CARBON STEEL.  
 HOUSING: POLYESTER, BLACK, UL 94V-0 RATED.  
 TERMINATING COVERS: POLYESTER, UL 94V-0 RATED, COLOR: SEE TABLE.  
 BRACKET: ZINC.
- △ FINISH—  
 SHELL: 5.08µm [.000200] MIN NICKEL OVER 1.27µm [.000050] MIN COPPER.  
 BRACKET: 5.08µm [.000200] MIN NICKEL, 7.62µm [.000300] MIN COPPER.  
 CONTACTS: SEE TABLE.
- △ EITHER 0.76µm [.000030] MIN GOLD PLATE OR GOLD FLASH OVER  
 PALLADIUM NICKEL PLATE, 0.76µm [.000030] MIN TOTAL FOR A LENGTH OF  
 0.64 [.025] MIN, 0.13 [.005] MAX FROM MATING END, 1.27µm [.000050]  
 MIN TIN-LEAD IN TERMINATION AREA, ALL OVER 1.27µm [.000050] MIN  
 NICKEL.
- △ EITHER 0.76µm [.000030] MIN GOLD PLATE OR GOLD FLASH OVER  
 PALLADIUM NICKEL PLATE, 0.76µm [.000030] MIN TOTAL FOR A LENGTH OF  
 0.64 [.025] MIN, 0.13 [.005] MAX FROM MATING END, 1.27µm [.000050]  
 MIN TIN IN TERMINATION AREA, ALL OVER 1.27µm [.000050] MIN NICKEL.
- △ RECOMMENDED WIRE: 28 AWG OR 30 AWG, SOLID OR 7 STRAND, PVC  
 INSULATION, REFER TO TABLE BELOW FOR INSULATION DIA.
- 6. COVERS PACKAGED SEPARATE FROM CONNECTORS IN SAME SHIPPING  
 CONTAINER.
- △ DATE CODE THIS AREA, EITHER SIDE, SEE TABLE.
- △ OBSOLETE PART NUMBER.
- △ ROHS 2002/95/EC COMPLIANT.



DATE CODE	TERMINATING COVERS COLOR	INSULATION OUTER DIA	G	E	D	C	B	A	NO OF POSN	FINISH	PART NUMBER
YES	GRAY	0.74-0.79 DIA [.029-.031]	20.96 [.825]	63.88 [2.515]	52.81 [2.079]	57.91 [2.280]	46.13 [1.816]	41.91 [1.650]	68	△	6-786863-7
YES	GRAY	0.74-0.79 DIA [.029-.031]	20.96 [.825]	63.88 [2.515]	52.81 [2.079]	57.91 [2.280]	46.13 [1.816]	41.91 [1.650]	68	△	1-786863-7
NO	GRAY	0.74-0.79 DIA [.029-.031]	15.24 [.600]	52.45 [2.065]	41.38 [1.629]	46.48 [1.830]	34.70 [1.366]	30.48 [1.200]	50	△	1-786863-5
NO	BLACK	0.81-0.91 DIA [.032-.036]	31.12 [1.225]	84.20 [3.315]	73.13 [2.879]	78.23 [3.080]	66.45 [2.616]	62.23 [2.450]	100	△	786863-9
YES	BLACK	0.81-0.91 DIA [.032-.036]	20.96 [.825]	63.88 [2.515]	52.81 [2.079]	57.91 [2.280]	46.13 [1.816]	41.91 [1.650]	68	△	786863-7
NO	BLACK	0.81-0.91 DIA [.032-.036]	15.24 [.600]	52.45 [2.065]	41.38 [1.629]	46.48 [1.830]	34.70 [1.366]	30.48 [1.200]	50	△	786863-5

THIS DRAWING IS A CONTROLLED DOCUMENT. © PREPARED BY DATE

INCHES	UNLESS OTHERWISE SPECIFIED	FRONT VIEW	DATE
MILLIMETERS		108-1228	
SIZE	114-40029	RECEPTACLE KIT, UNASSEMBLED, PANEL MOUNT, W/ WIRE TERMINATING COVER, PLAT TOP, 050 SERIES, ANF/ANITE	
REV		114-40029	
DATE		114-40029	
BY		114-40029	
CHK		114-40029	
APP		114-40029	
DATE		114-40029	
BY		114-40029	
CHK		114-40029	
APP		114-40029	

CUSTOMER DRAWING